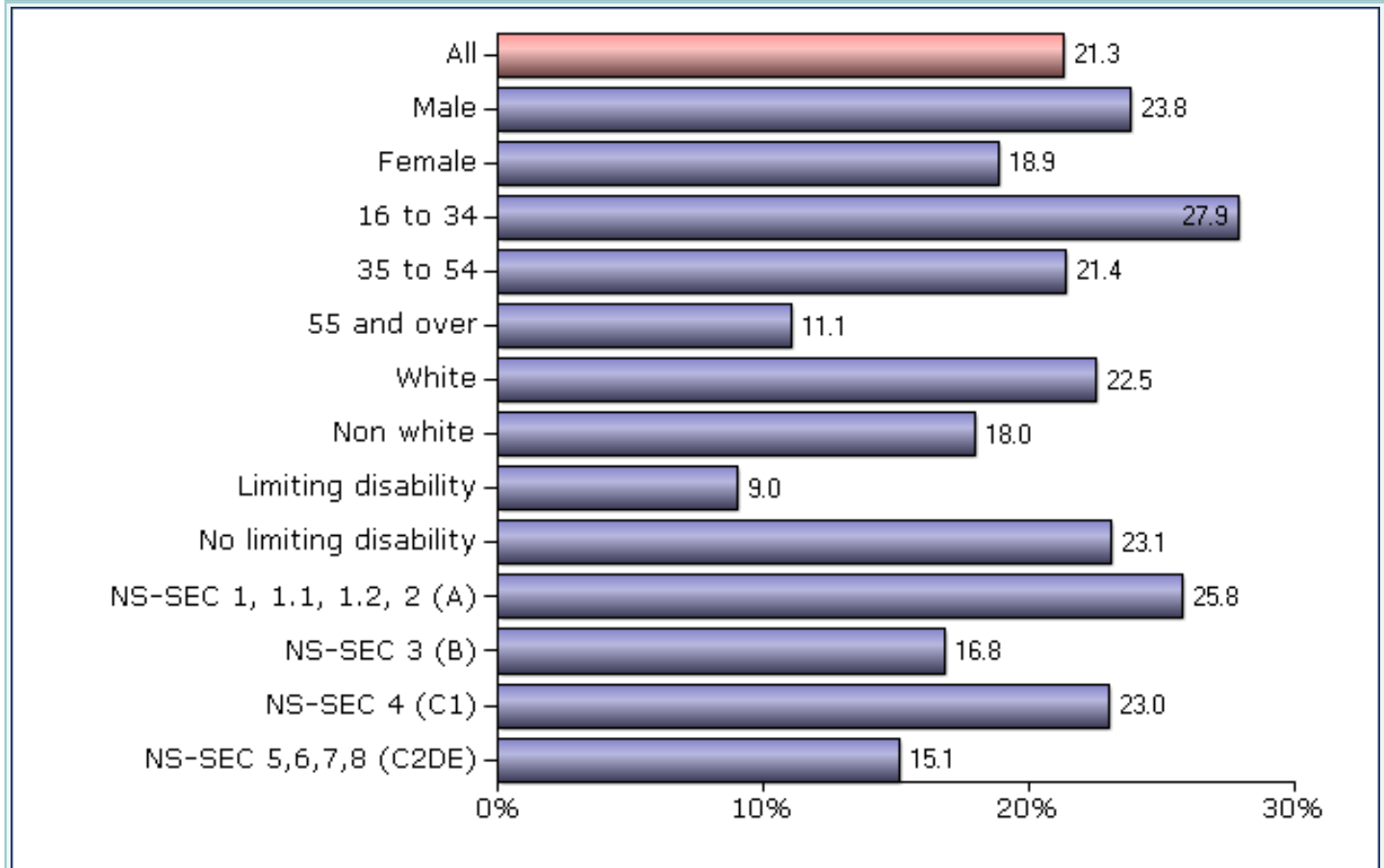


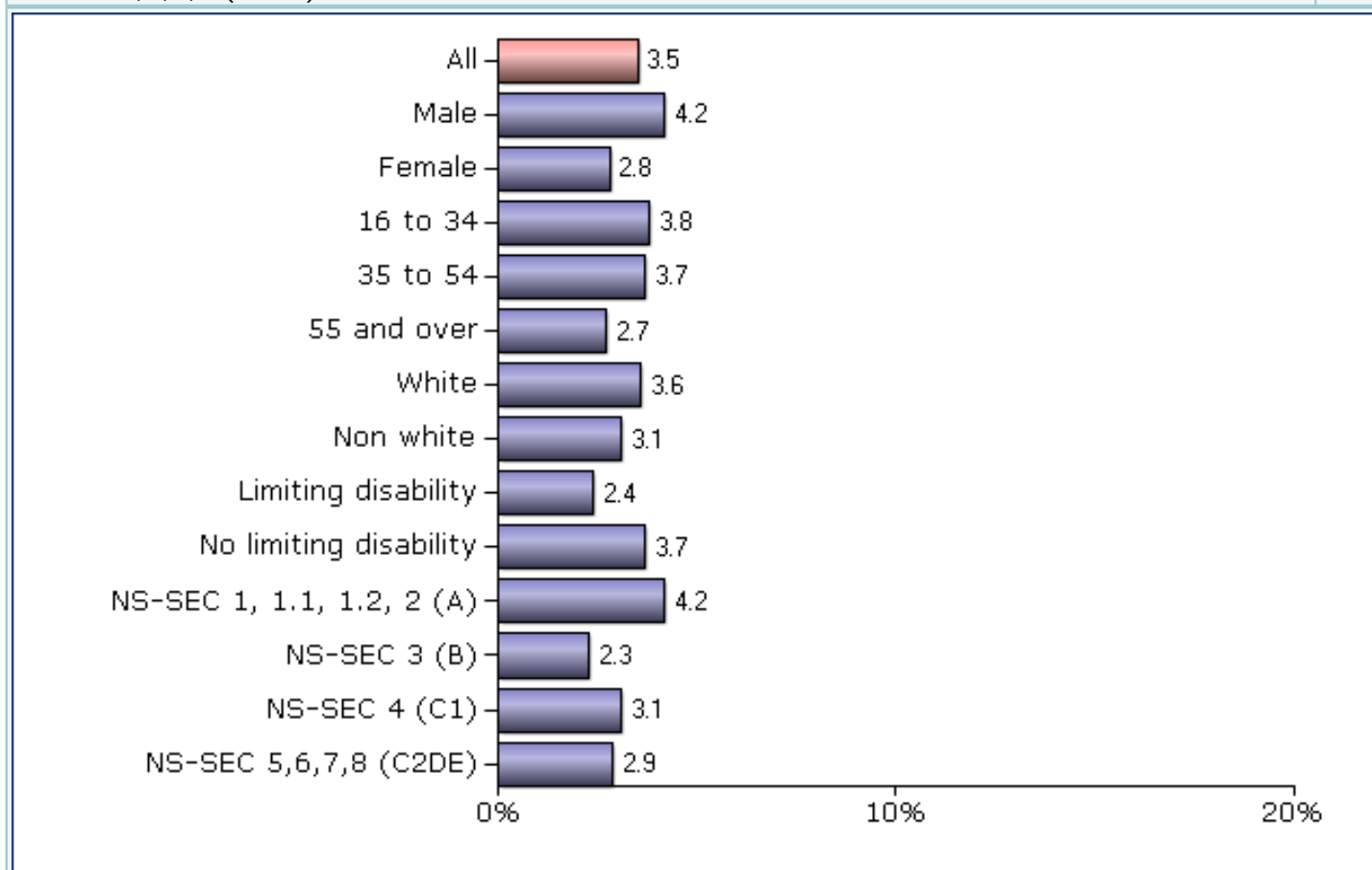
# London

London (Sport England Regions)	
KPI 1 - At least 3 days a week x 30 minutes moderate participation (all adults)	21.3%
KPI 2 - At least 1 hour a week volunteering to support sport (all adults)	3.5%
KPI 3 - Club member (all adults)	26.2%
KPI 4 - Received tuition from an instructor or coach in last 12 months (all adults)	19.2%
KPI 5 - Taken part in organised competitive sport in last 12 months (all adults)	13.1%
KPI 6 - Satisfaction with local sports provision (all adults)	66.1%

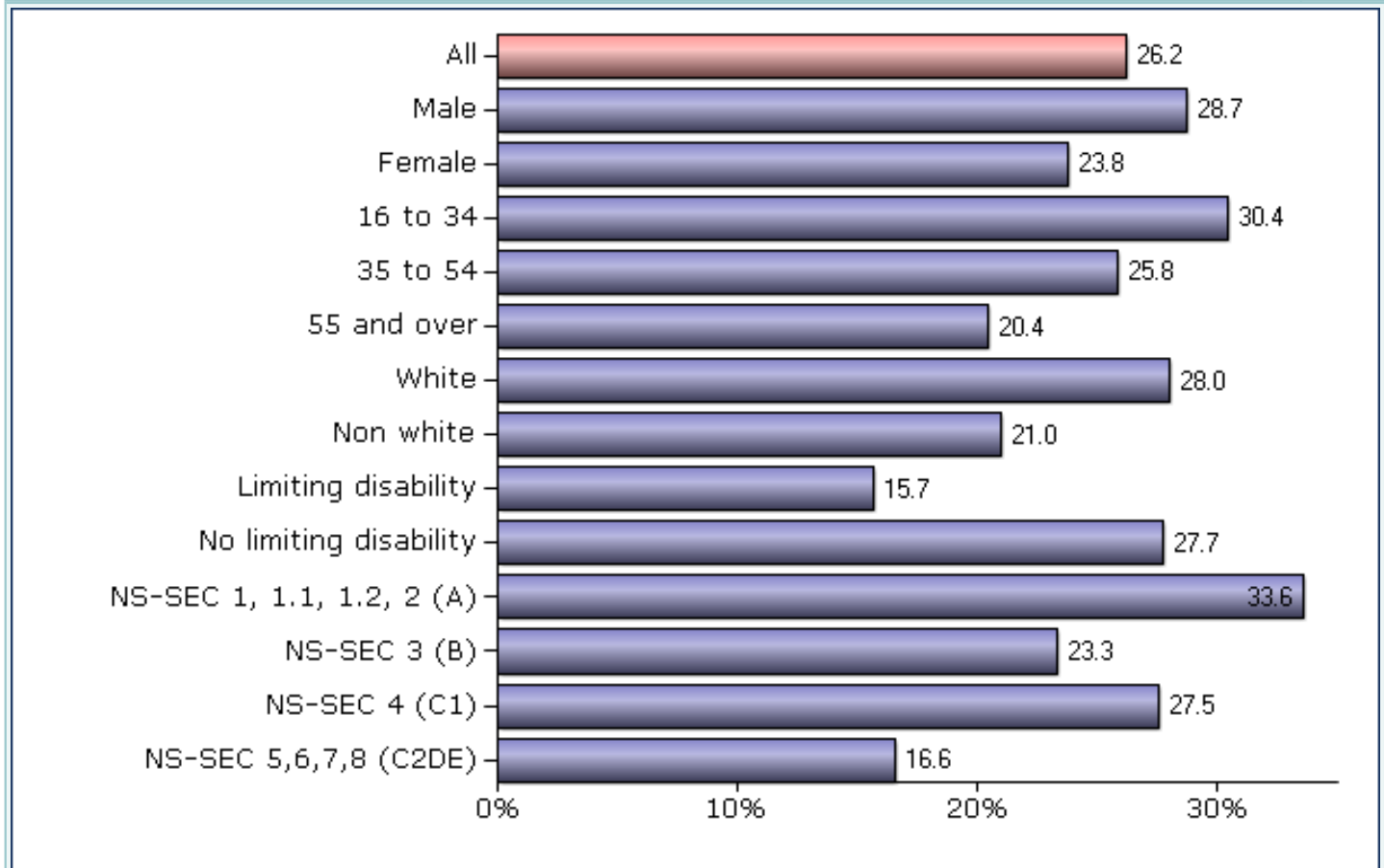
KPI 1 - At least 3 days a week x 30 minutes moderate participation (all adults)	
All	21.3%
Male	23.8%
Female	18.9%
16 to 34	27.9%
35 to 54	21.4%
55 and over	11.1%
White	22.5%
Non white	18.0%
Limiting disability	9.0%
No limiting disability	23.1%
NS-SEC 1, 1.1, 1.2, 2 (A)	25.8%
NS-SEC 3 (B)	16.8%
NS-SEC 4 (C1)	23.0%
NS-SEC 5,6,7,8 (C2DE)	15.1%



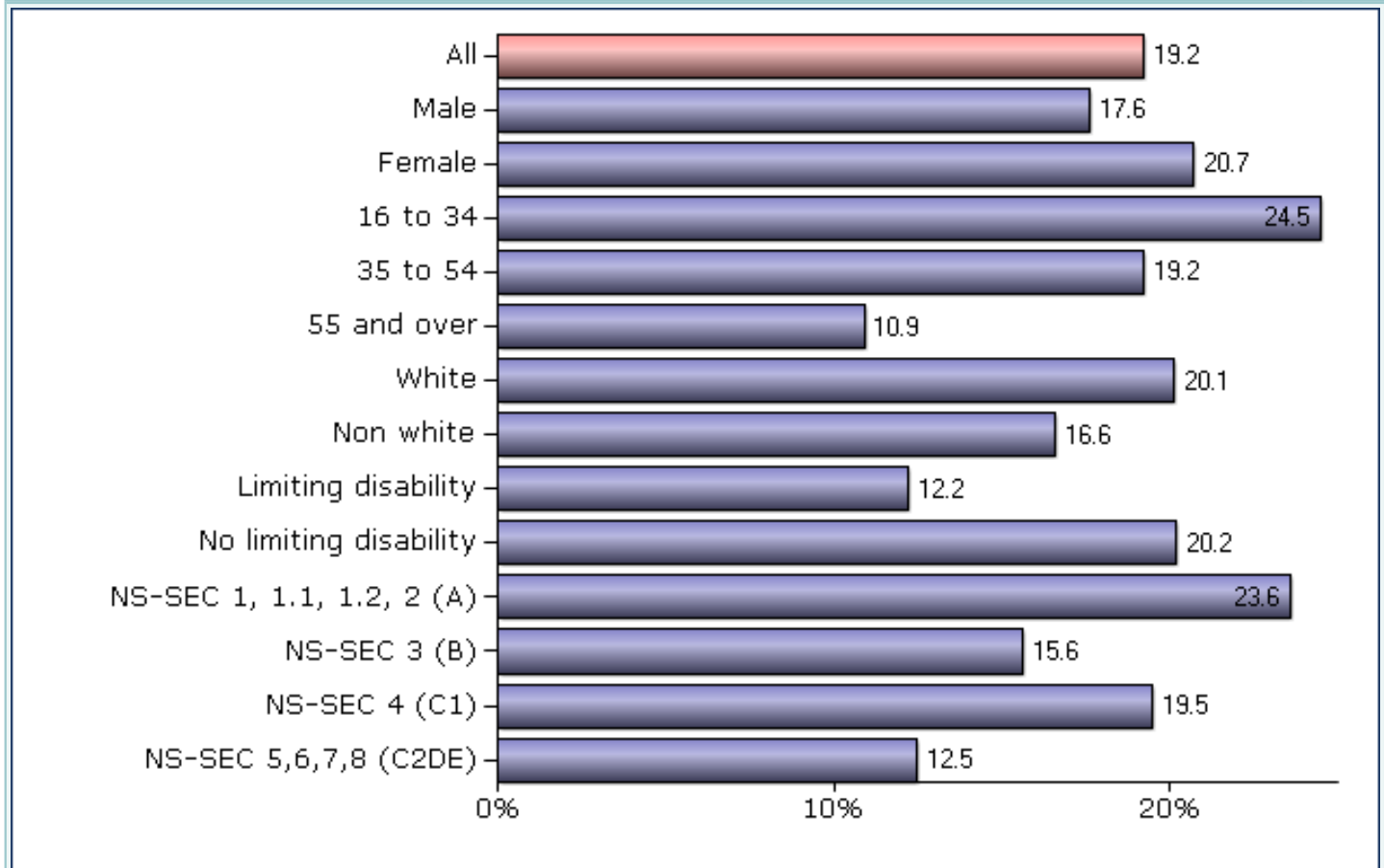
KPI 2 - At least 1 hour a week volunteering to support sport (all adults)	
All	3.5%
Male	4.2%
Female	2.8%
16 to 34	3.8%
35 to 54	3.7%
55 and over	2.7%
White	3.6%
Non white	3.1%
Limiting disability	2.4%
No limiting disability	3.7%
NS-SEC 1, 1.1, 1.2, 2 (A)	4.2%
NS-SEC 3 (B)	2.3%
NS-SEC 4 (C1)	3.1%
NS-SEC 5,6,7,8 (C2DE)	2.9%



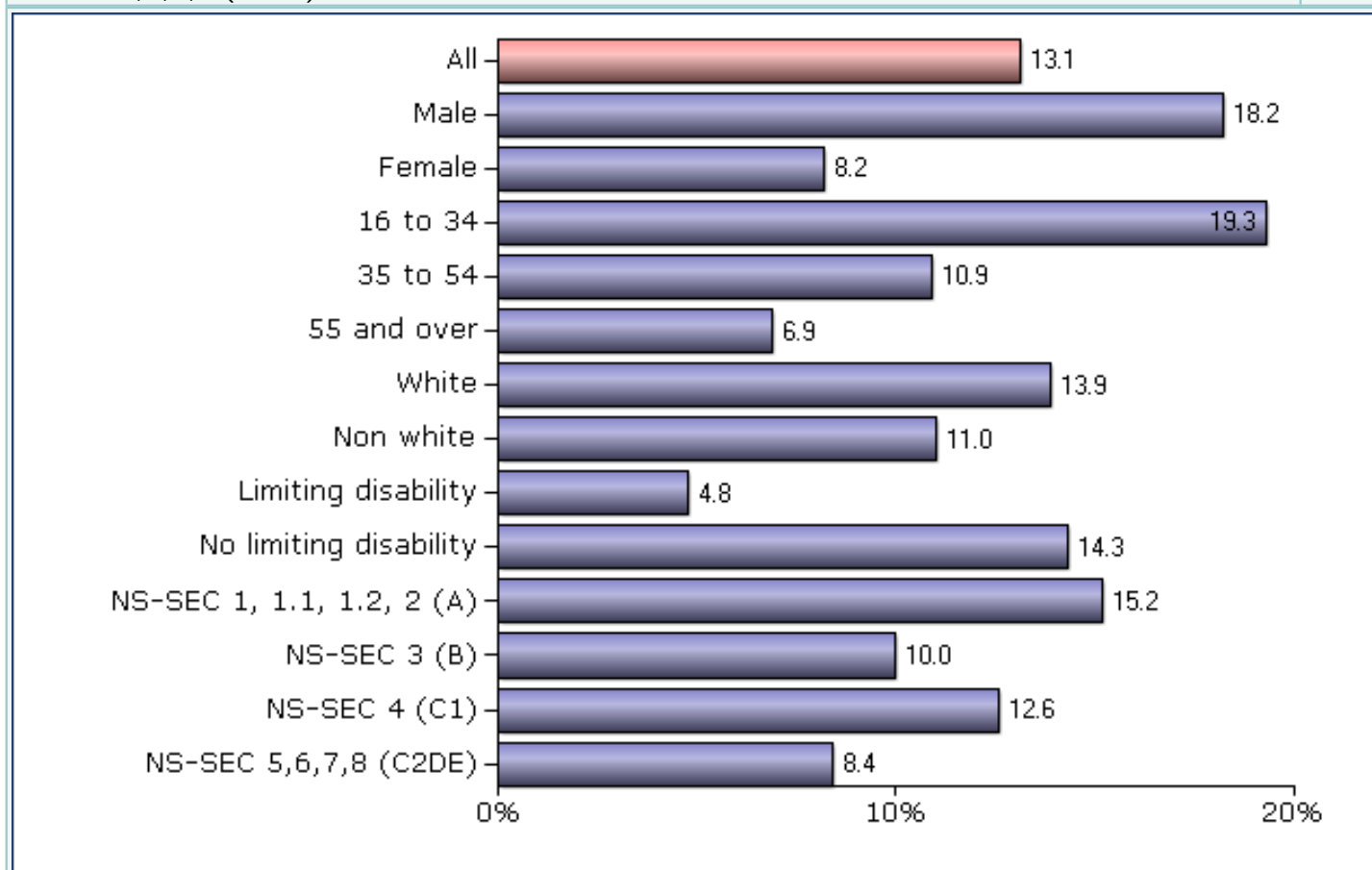
KPI 3 - Club member (all adults)	
All	26.2%
Male	28.7%
Female	23.8%
16 to 34	30.4%
35 to 54	25.8%
55 and over	20.4%
White	28.0%
Non white	21.0%
Limiting disability	15.7%
No limiting disability	27.7%
NS-SEC 1, 1.1, 1.2, 2 (A)	33.6%
NS-SEC 3 (B)	23.3%
NS-SEC 4 (C1)	27.5%
NS-SEC 5,6,7,8 (C2DE)	16.6%



KPI 4 - Received tuition from an instructor or coach in last 12 months (all adults)	
All	19.2%
Male	17.6%
Female	20.7%
16 to 34	24.5%
35 to 54	19.2%
55 and over	10.9%
White	20.1%
Non white	16.6%
Limiting disability	12.2%
No limiting disability	20.2%
NS-SEC 1, 1.1, 1.2, 2 (A)	23.6%
NS-SEC 3 (B)	15.6%
NS-SEC 4 (C1)	19.5%
NS-SEC 5,6,7,8 (C2DE)	12.5%



KPI 5 - Taken part in organised competitive sport in last 12 months (all adults)	
All	13.1%
Male	18.2%
Female	8.2%
16 to 34	19.3%
35 to 54	10.9%
55 and over	6.9%
White	13.9%
Non white	11.0%
Limiting disability	4.8%
No limiting disability	14.3%
NS-SEC 1, 1.1, 1.2, 2 (A)	15.2%
NS-SEC 3 (B)	10.0%
NS-SEC 4 (C1)	12.6%
NS-SEC 5,6,7,8 (C2DE)	8.4%



KPI 6 - Satisfaction with local sports provision (all adults)	
All	66.1%
Male	65.2%
Female	67.0%
16 to 34	64.1%
35 to 54	64.6%
55 and over	72.5%
White	66.2%
Non white	65.6%
Limiting disability	63.4%
No limiting disability	66.4%
NS-SEC 1, 1.1, 1.2, 2 (A)	64.0%
NS-SEC 3 (B)	66.4%
NS-SEC 4 (C1)	69.0%
NS-SEC 5,6,7,8 (C2DE)	68.8%

