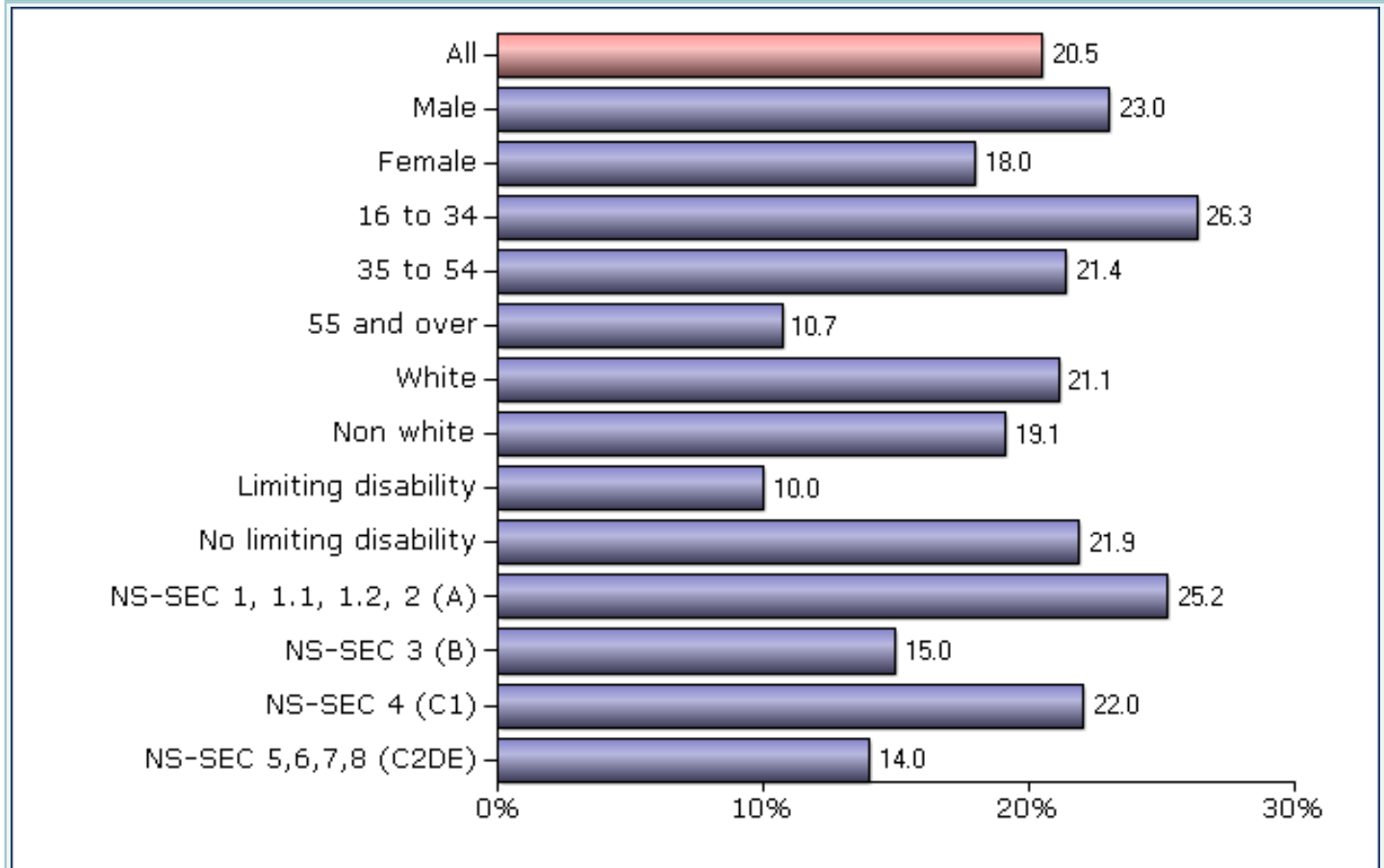


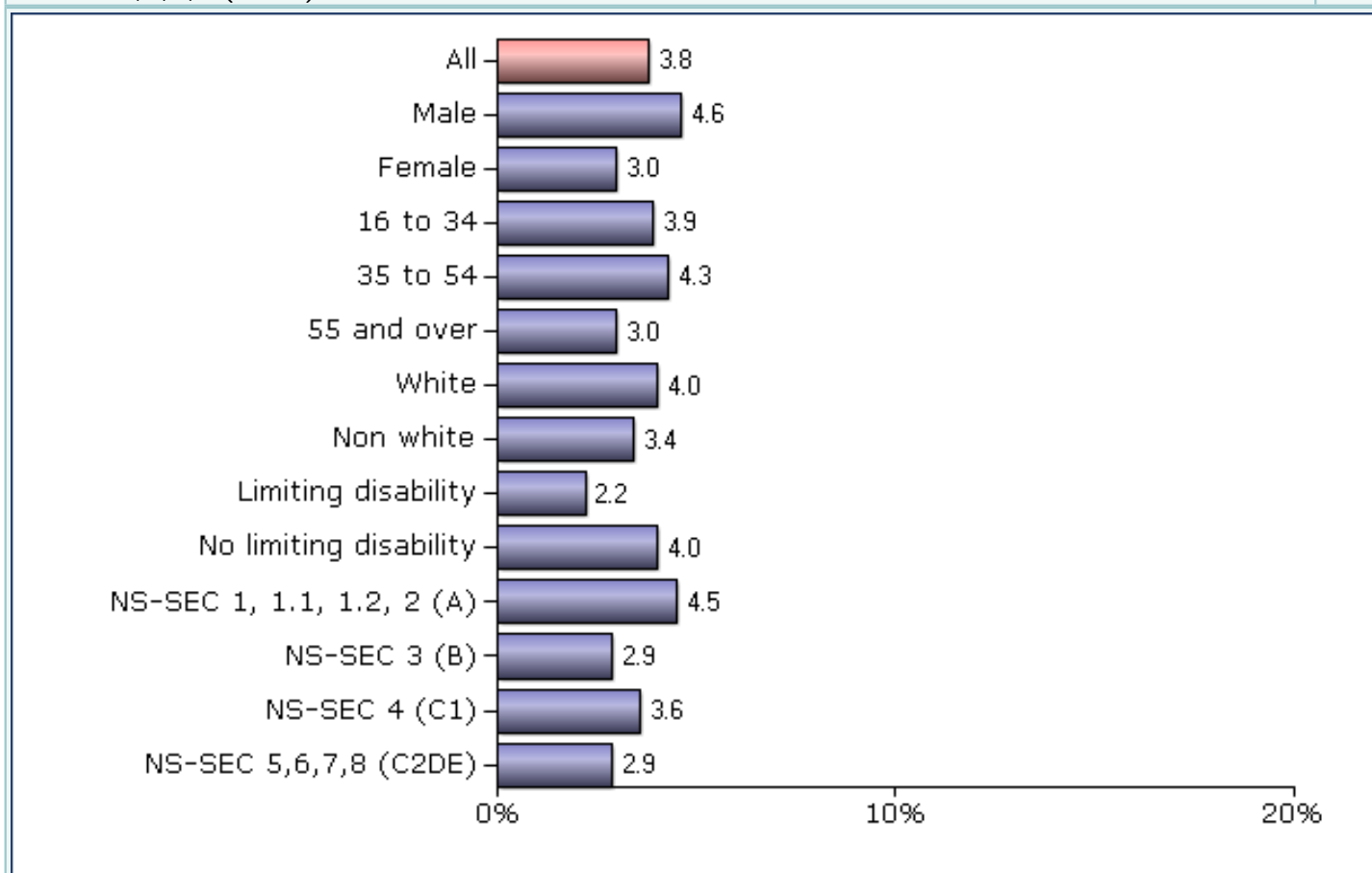
London West

London West (County Sports Partnership)	
KPI 1 - At least 3 days a week x 30 minutes moderate participation (all adults)	20.5%
KPI 2 - At least 1 hour a week volunteering to support sport (all adults)	3.8%
KPI 3 - Club member (all adults)	25.7%
KPI 4 - Received tuition from an instructor or coach in last 12 months (all adults)	18.6%
KPI 5 - Taken part in organised competitive sport in last 12 months (all adults)	12.9%
KPI 6 - Satisfaction with local sports provision (all adults)	62.5%

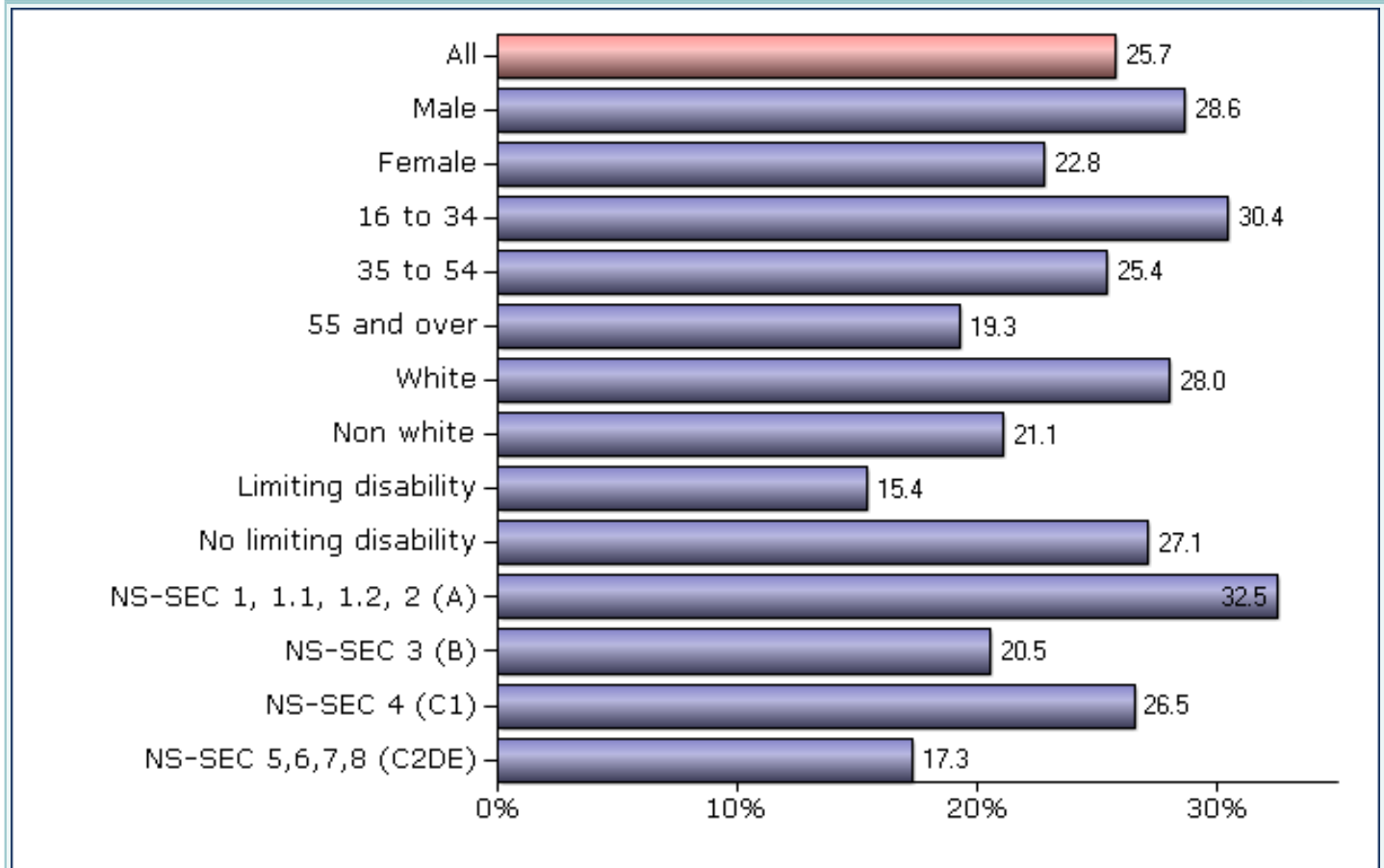
KPI 1 - At least 3 days a week x 30 minutes moderate participation (all adults)	
All	20.5%
Male	23.0%
Female	18.0%
16 to 34	26.3%
35 to 54	21.4%
55 and over	10.7%
White	21.1%
Non white	19.1%
Limiting disability	10.0%
No limiting disability	21.9%
NS-SEC 1, 1.1, 1.2, 2 (A)	25.2%
NS-SEC 3 (B)	15.0%
NS-SEC 4 (C1)	22.0%
NS-SEC 5,6,7,8 (C2DE)	14.0%



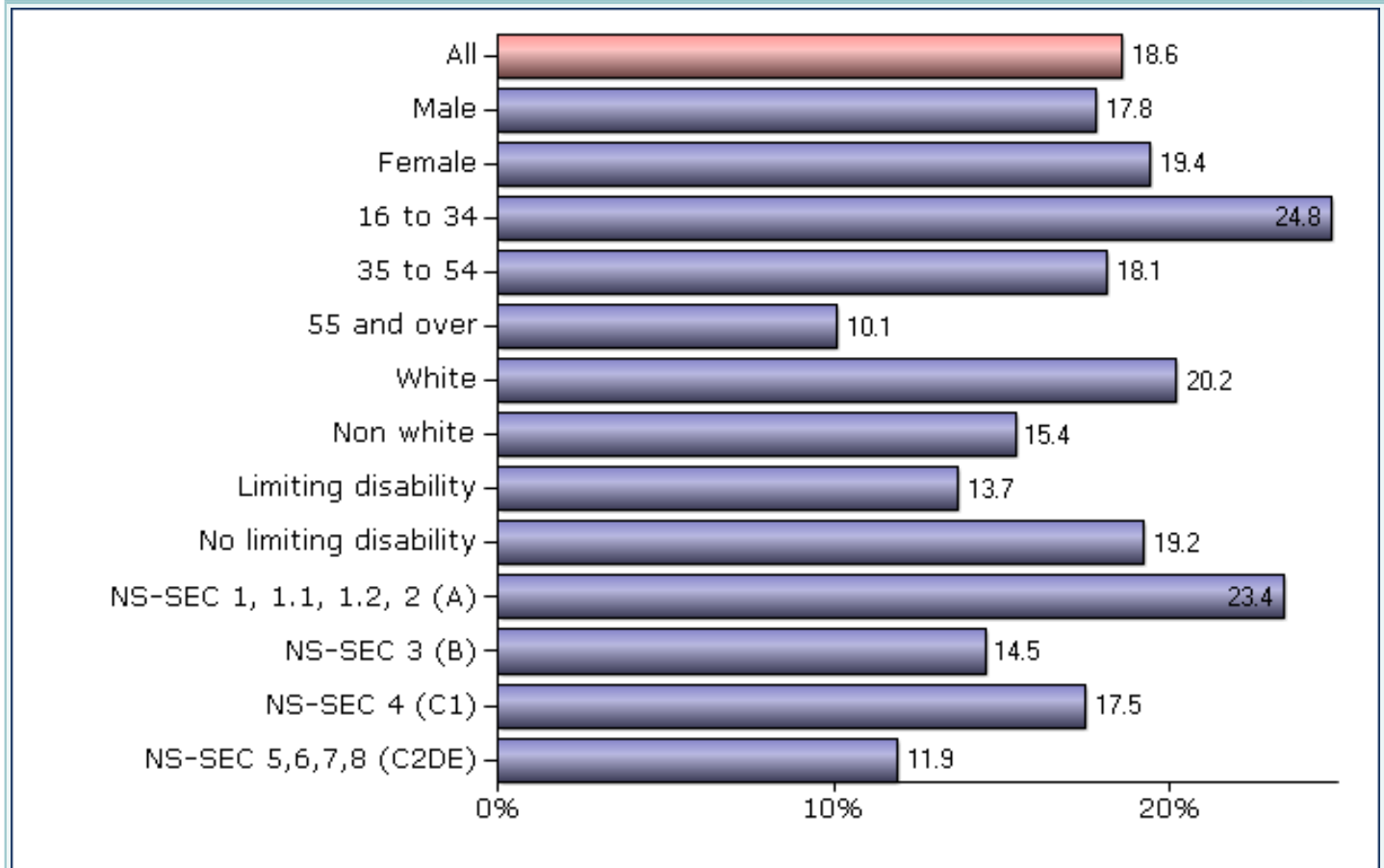
KPI 2 - At least 1 hour a week volunteering to support sport (all adults)	
All	3.8%
Male	4.6%
Female	3.0%
16 to 34	3.9%
35 to 54	4.3%
55 and over	3.0%
White	4.0%
Non white	3.4%
Limiting disability	2.2%
No limiting disability	4.0%
NS-SEC 1, 1.1, 1.2, 2 (A)	4.5%
NS-SEC 3 (B)	2.9%
NS-SEC 4 (C1)	3.6%
NS-SEC 5,6,7,8 (C2DE)	2.9%



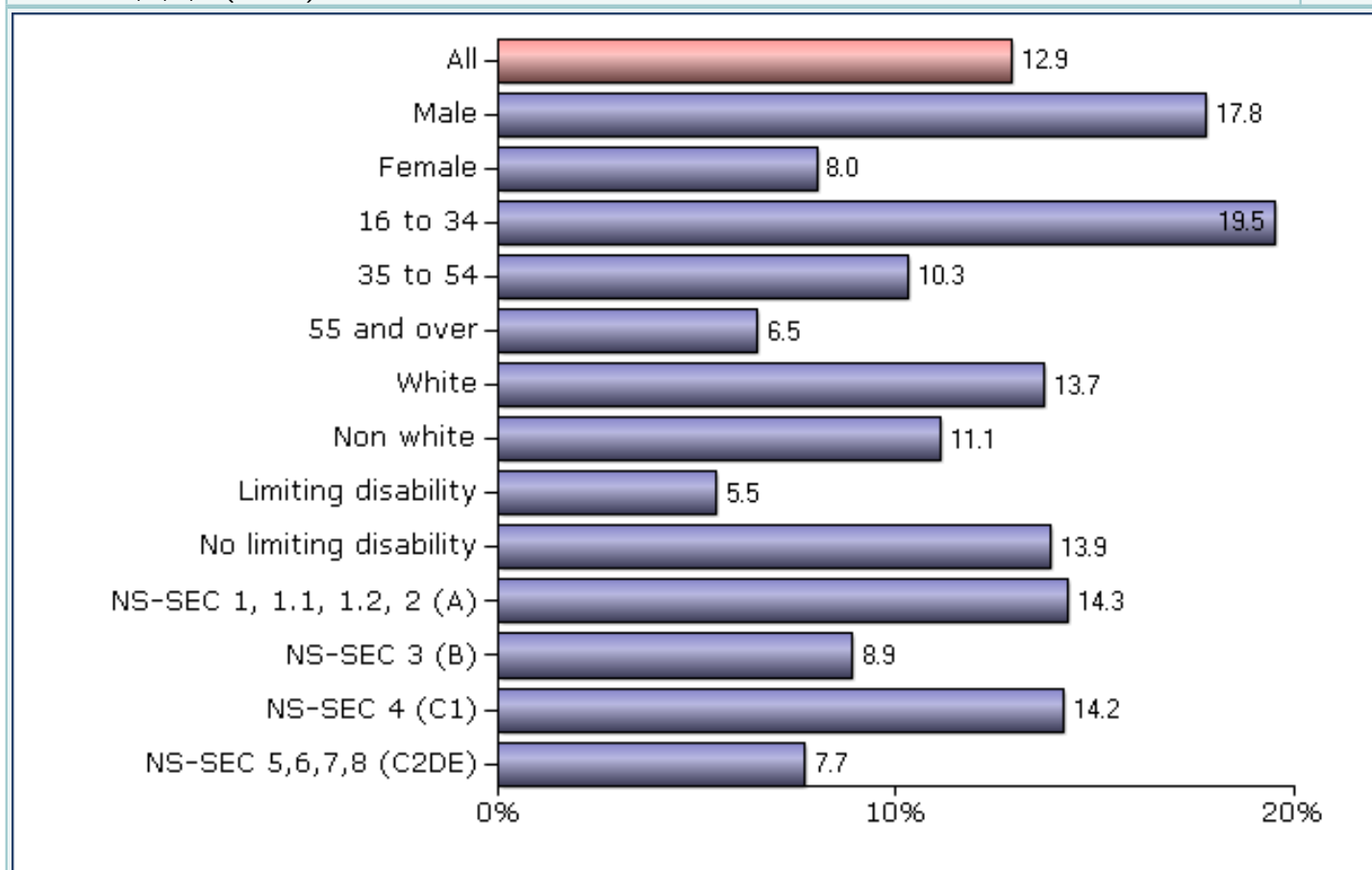
KPI 3 - Club member (all adults)	
All	25.7%
Male	28.6%
Female	22.8%
16 to 34	30.4%
35 to 54	25.4%
55 and over	19.3%
White	28.0%
Non white	21.1%
Limiting disability	15.4%
No limiting disability	27.1%
NS-SEC 1, 1.1, 1.2, 2 (A)	32.5%
NS-SEC 3 (B)	20.5%
NS-SEC 4 (C1)	26.5%
NS-SEC 5,6,7,8 (C2DE)	17.3%



KPI 4 - Received tuition from an instructor or coach in last 12 months (all adults)	^
All	18.6%
Male	17.8%
Female	19.4%
16 to 34	24.8%
35 to 54	18.1%
55 and over	10.1%
White	20.2%
Non white	15.4%
Limiting disability	13.7%
No limiting disability	19.2%
NS-SEC 1, 1.1, 1.2, 2 (A)	23.4%
NS-SEC 3 (B)	14.5%
NS-SEC 4 (C1)	17.5%
NS-SEC 5,6,7,8 (C2DE)	11.9%



KPI 5 - Taken part in organised competitive sport in last 12 months (all adults)	
All	12.9%
Male	17.8%
Female	8.0%
16 to 34	19.5%
35 to 54	10.3%
55 and over	6.5%
White	13.7%
Non white	11.1%
Limiting disability	5.5%
No limiting disability	13.9%
NS-SEC 1, 1.1, 1.2, 2 (A)	14.3%
NS-SEC 3 (B)	8.9%
NS-SEC 4 (C1)	14.2%
NS-SEC 5,6,7,8 (C2DE)	7.7%



KPI 6 - Satisfaction with local sports provision (all adults)	
All	62.5%
Male	62.2%
Female	62.9%
16 to 34	59.9%
35 to 54	61.1%
55 and over	70.1%
White	62.5%
Non white	62.6%
Limiting disability	58.9%
No limiting disability	63.0%
NS-SEC 1, 1.1, 1.2, 2 (A)	60.7%
NS-SEC 3 (B)	60.7%
NS-SEC 4 (C1)	68.0%
NS-SEC 5,6,7,8 (C2DE)	65.4%

