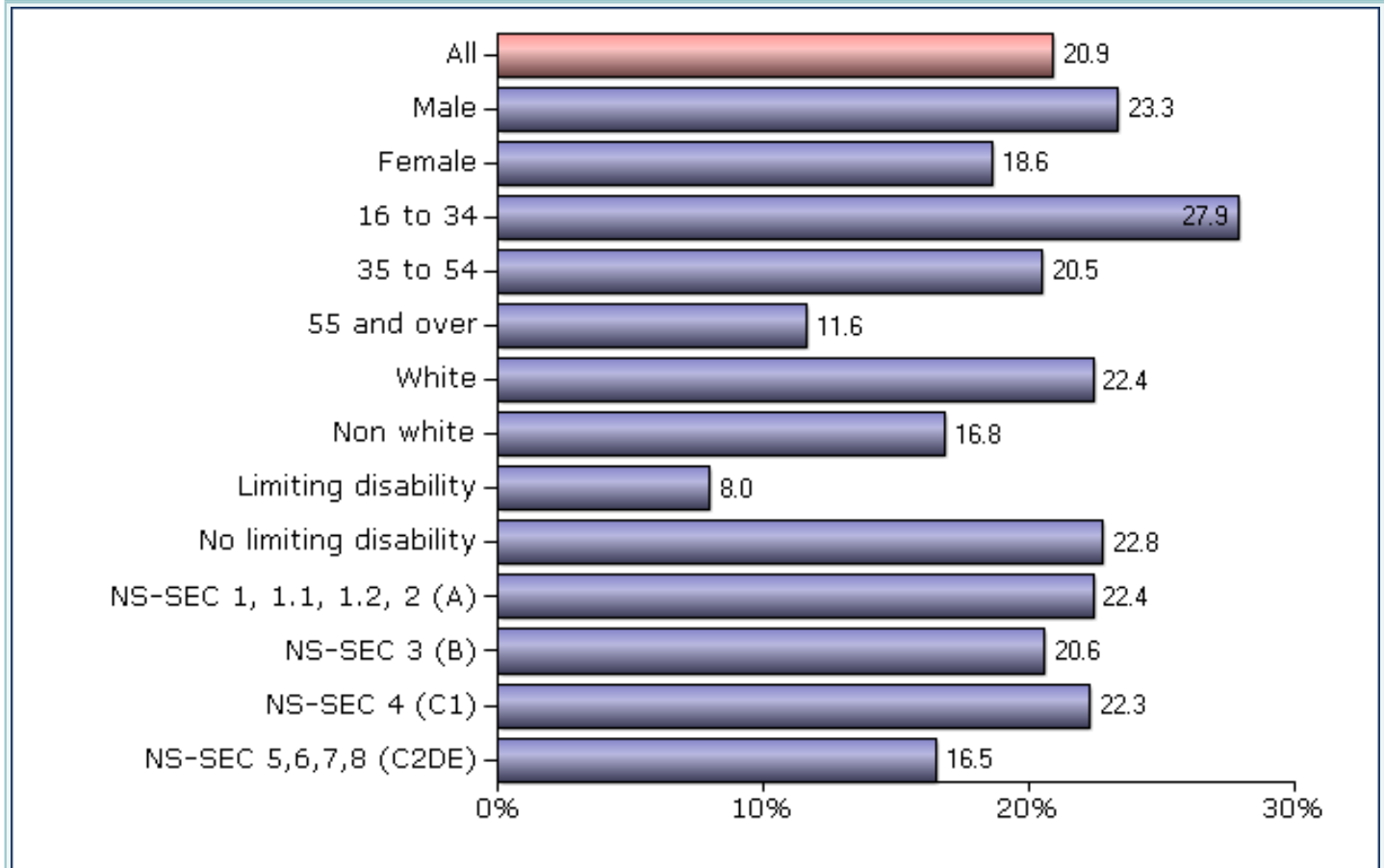


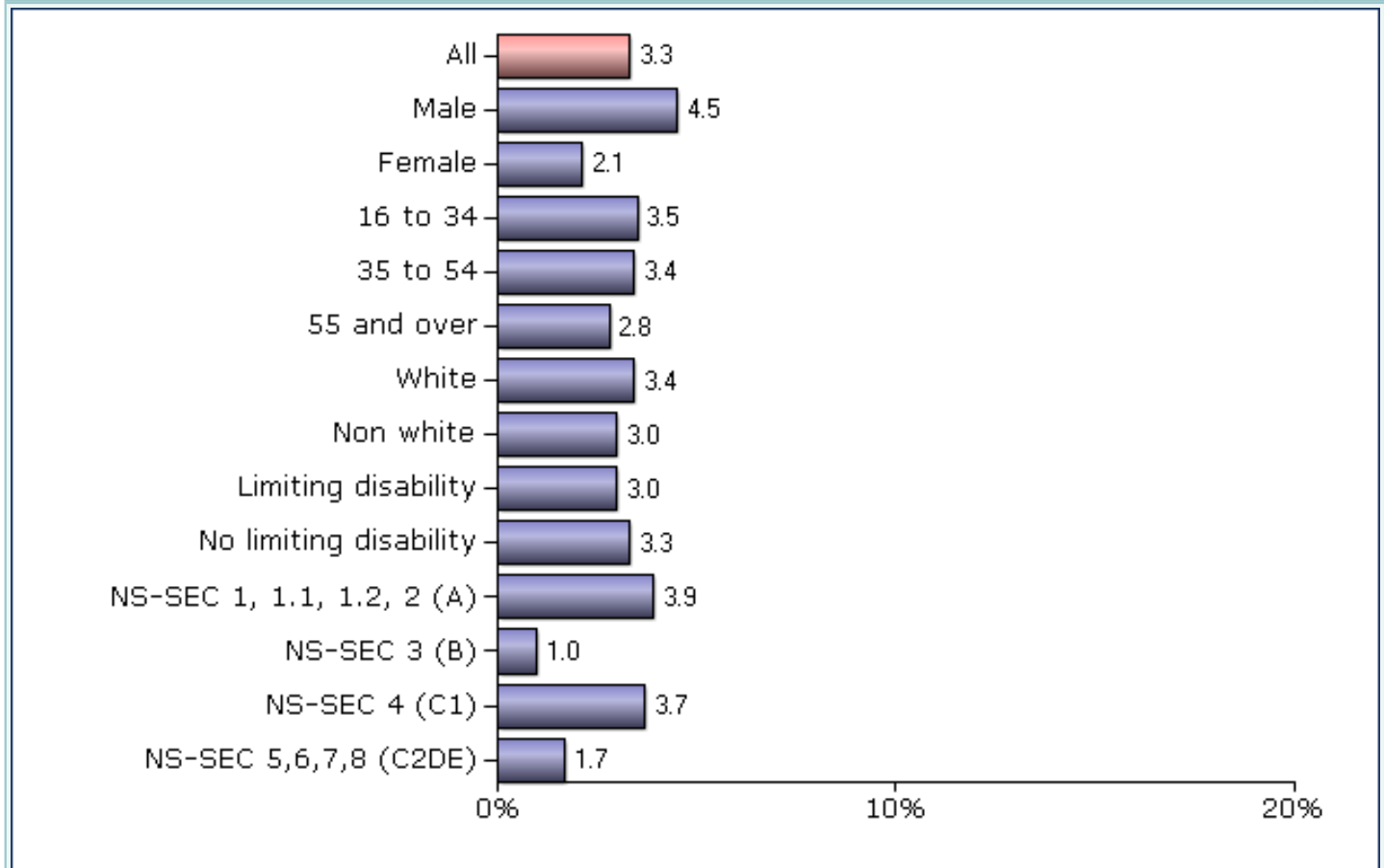
London North

London North (County Sports Partnership)	
KPI 1 - At least 3 days a week x 30 minutes moderate participation (all adults)	20.9%
KPI 2 - At least 1 hour a week volunteering to support sport (all adults)	3.3%
KPI 3 - Club member (all adults)	25.1%
KPI 4 - Received tuition from an instructor or coach in last 12 months (all adults)	17.7%
KPI 5 - Taken part in organised competitive sport in last 12 months (all adults)	12.2%
KPI 6 - Satisfaction with local sports provision (all adults)	65.9%

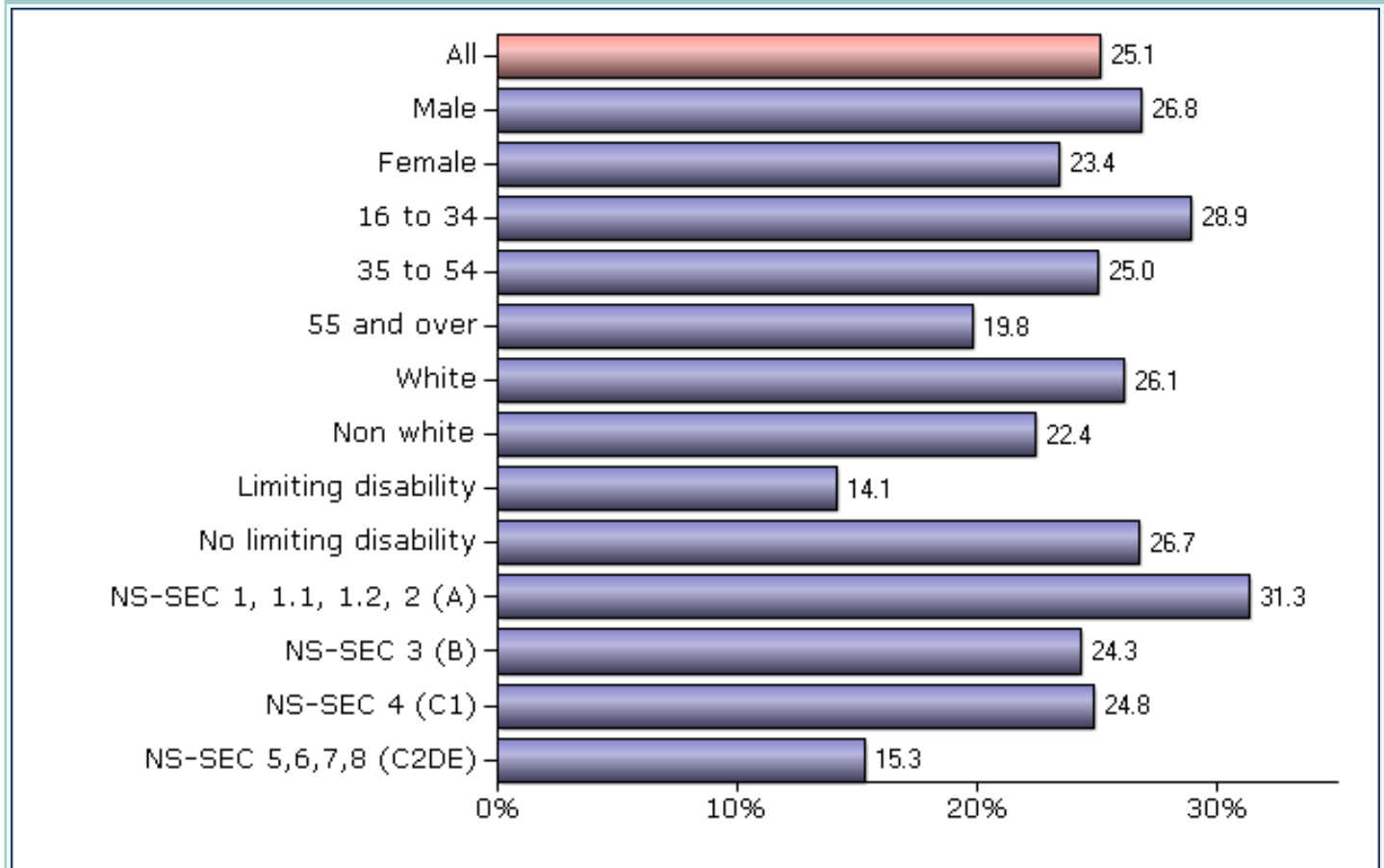
KPI 1 - At least 3 days a week x 30 minutes moderate participation (all adults)	
All	20.9%
Male	23.3%
Female	18.6%
16 to 34	27.9%
35 to 54	20.5%
55 and over	11.6%
White	22.4%
Non white	16.8%
Limiting disability	8.0%
No limiting disability	22.8%
NS-SEC 1, 1.1, 1.2, 2 (A)	22.4%
NS-SEC 3 (B)	20.6%
NS-SEC 4 (C1)	22.3%
NS-SEC 5,6,7,8 (C2DE)	16.5%



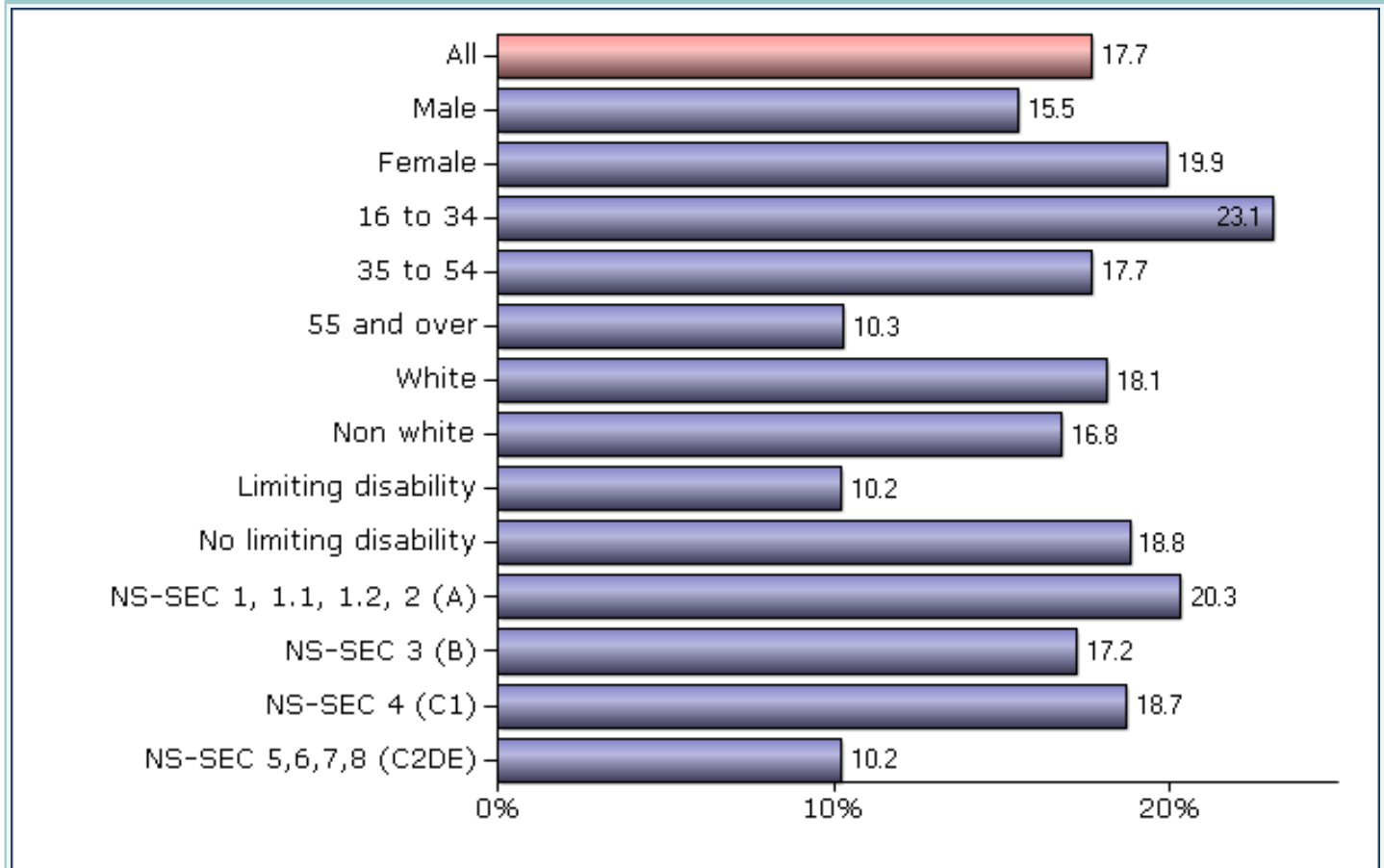
KPI 2 - At least 1 hour a week volunteering to support sport (all adults)	
All	3.3%
Male	4.5%
Female	2.1%
16 to 34	3.5%
35 to 54	3.4%
55 and over	2.8%
White	3.4%
Non white	3.0%
Limiting disability	3.0%
No limiting disability	3.3%
NS-SEC 1, 1.1, 1.2, 2 (A)	3.9%
NS-SEC 3 (B)	1.0%
NS-SEC 4 (C1)	3.7%
NS-SEC 5,6,7,8 (C2DE)	1.7%



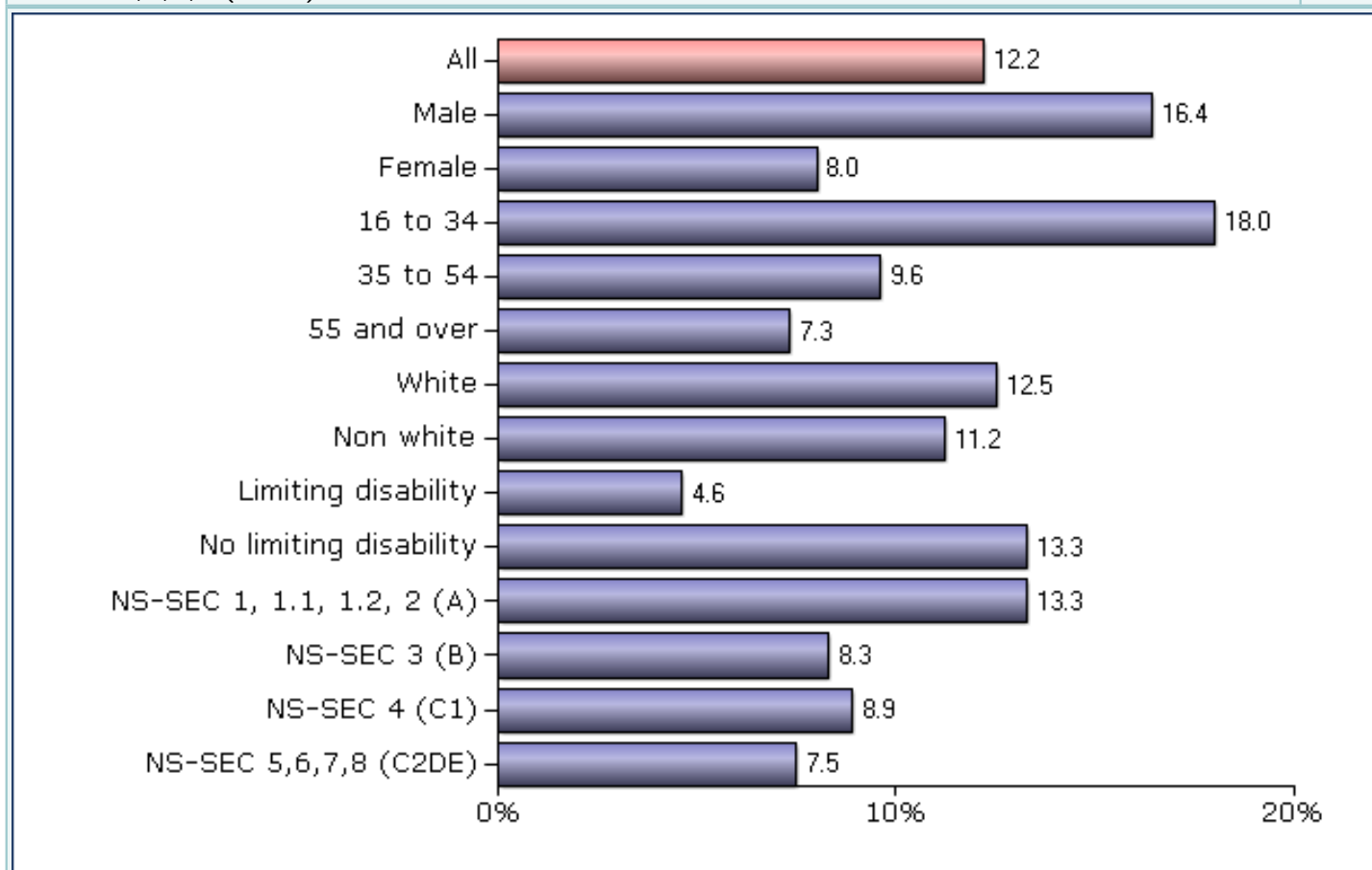
KPI 3 - Club member (all adults)	
All	25.1%
Male	26.8%
Female	23.4%
16 to 34	28.9%
35 to 54	25.0%
55 and over	19.8%
White	26.1%
Non white	22.4%
Limiting disability	14.1%
No limiting disability	26.7%
NS-SEC 1, 1.1, 1.2, 2 (A)	31.3%
NS-SEC 3 (B)	24.3%
NS-SEC 4 (C1)	24.8%
NS-SEC 5,6,7,8 (C2DE)	15.3%



KPI 4 - Received tuition from an instructor or coach in last 12 months (all adults)	17.7%
All	17.7%
Male	15.5%
Female	19.9%
16 to 34	23.1%
35 to 54	17.7%
55 and over	10.3%
White	18.1%
Non white	16.8%
Limiting disability	10.2%
No limiting disability	18.8%
NS-SEC 1, 1.1, 1.2, 2 (A)	20.3%
NS-SEC 3 (B)	17.2%
NS-SEC 4 (C1)	18.7%
NS-SEC 5,6,7,8 (C2DE)	10.2%



KPI 5 - Taken part in organised competitive sport in last 12 months (all adults)	
All	12.2%
Male	16.4%
Female	8.0%
16 to 34	18.0%
35 to 54	9.6%
55 and over	7.3%
White	12.5%
Non white	11.2%
Limiting disability	4.6%
No limiting disability	13.3%
NS-SEC 1, 1.1, 1.2, 2 (A)	13.3%
NS-SEC 3 (B)	8.3%
NS-SEC 4 (C1)	8.9%
NS-SEC 5,6,7,8 (C2DE)	7.5%



KPI 6 - Satisfaction with local sports provision (all adults)	
All	65.9%
Male	63.1%
Female	68.6%
16 to 34	64.3%
35 to 54	64.9%
55 and over	70.6%
White	66.3%
Non white	64.7%
Limiting disability	62.6%
No limiting disability	66.3%
NS-SEC 1, 1.1, 1.2, 2 (A)	62.8%
NS-SEC 3 (B)	67.0%
NS-SEC 4 (C1)	72.5%
NS-SEC 5,6,7,8 (C2DE)	68.6%

