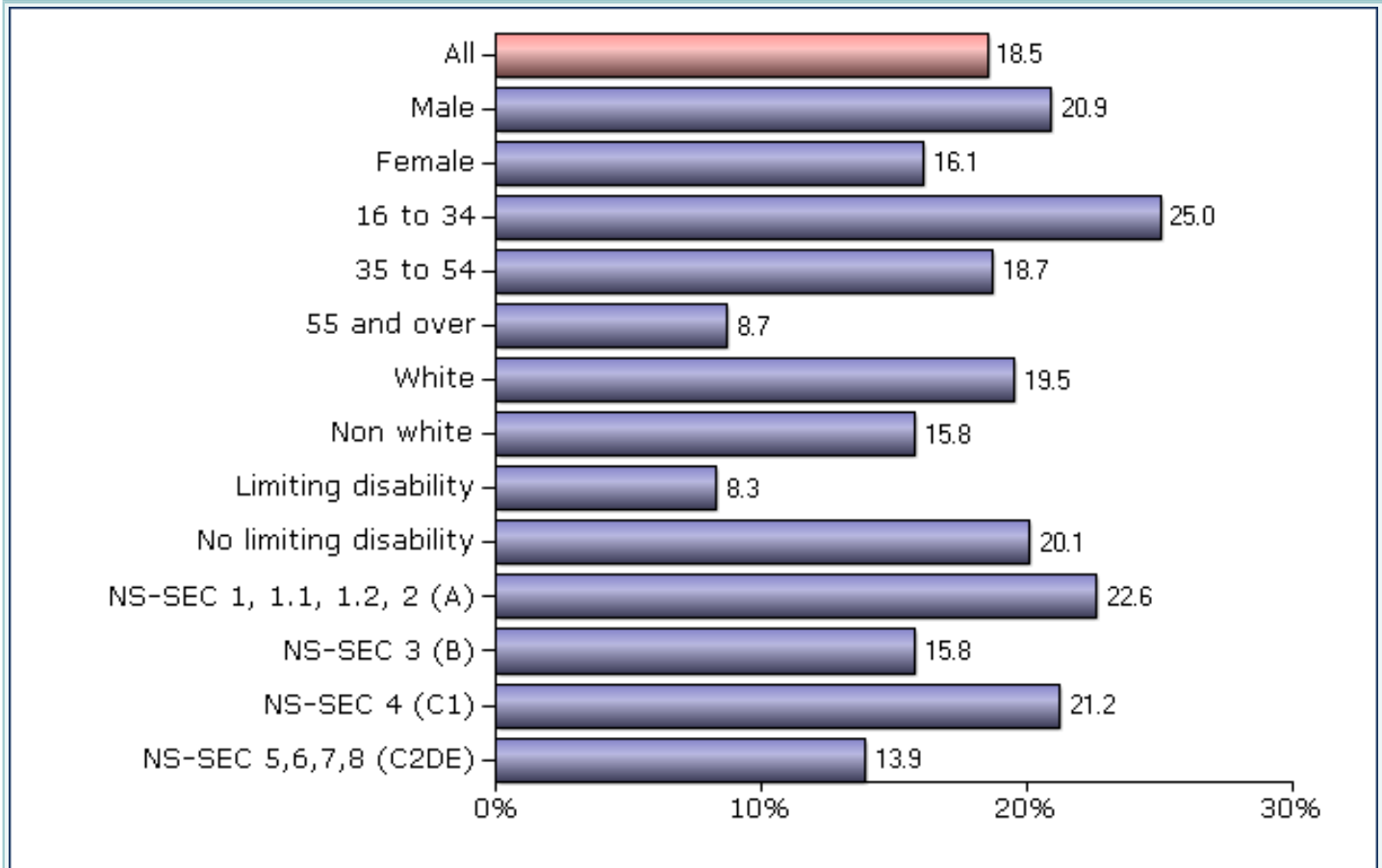


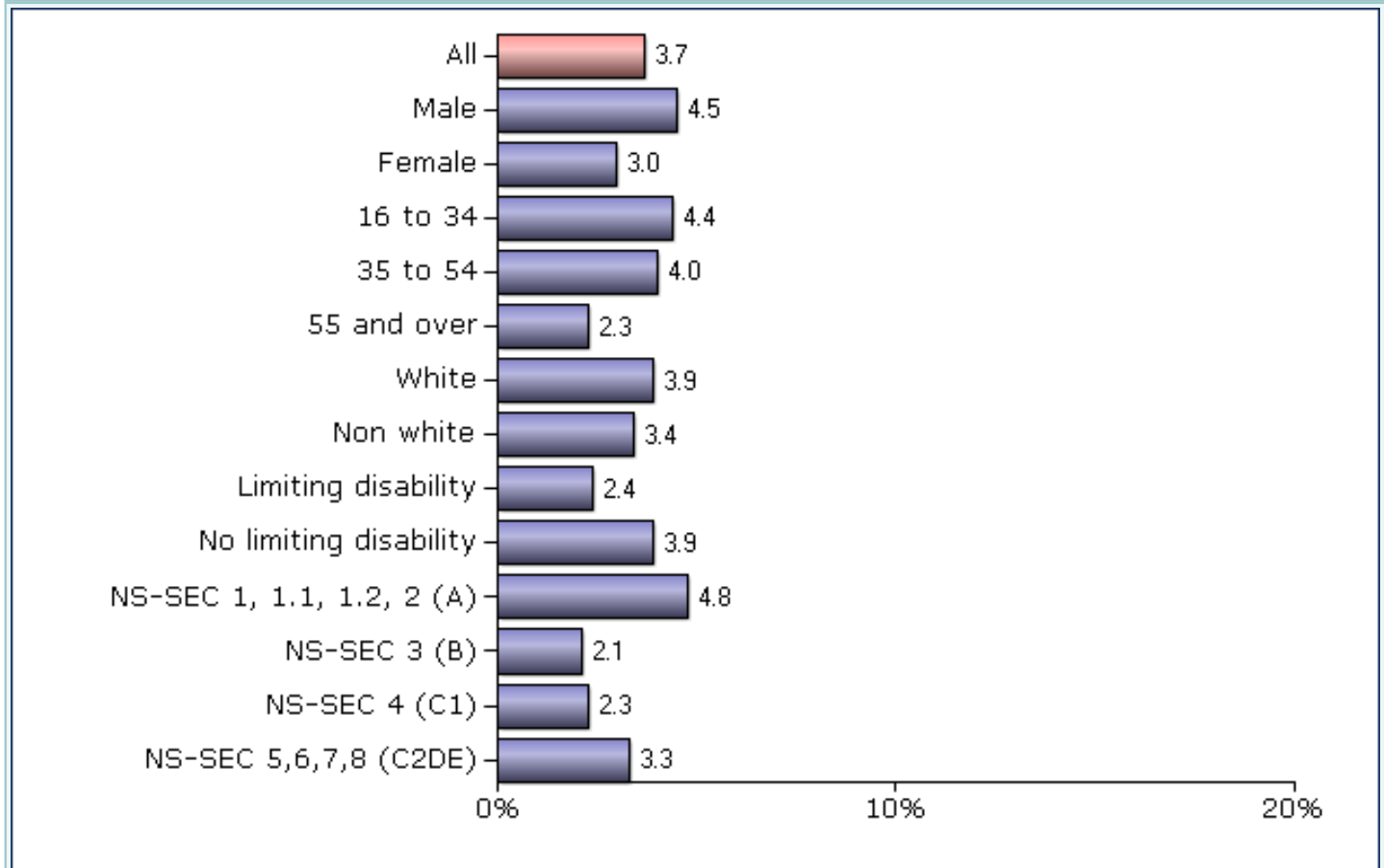
London East

London East (County Sports Partnership)	
KPI 1 - At least 3 days a week x 30 minutes moderate participation (all adults)	18.5%
KPI 2 - At least 1 hour a week volunteering to support sport (all adults)	3.7%
KPI 3 - Club member (all adults)	23.0%
KPI 4 - Received tuition from an instructor or coach in last 12 months (all adults)	16.3%
KPI 5 - Taken part in organised competitive sport in last 12 months (all adults)	12.2%
KPI 6 - Satisfaction with local sports provision (all adults)	66.4%

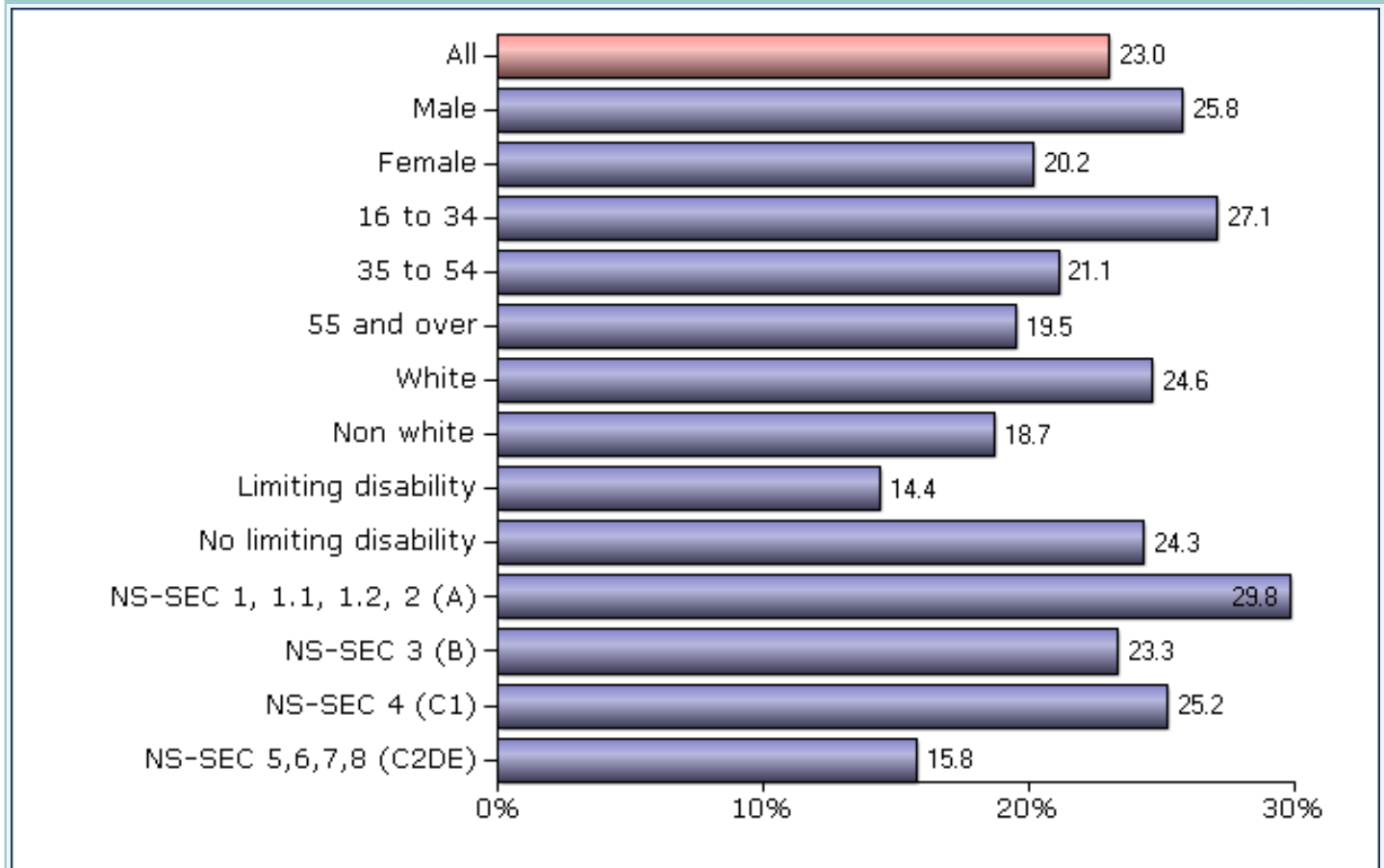
KPI 1 - At least 3 days a week x 30 minutes moderate participation (all adults)	
All	18.5%
Male	20.9%
Female	16.1%
16 to 34	25.0%
35 to 54	18.7%
55 and over	8.7%
White	19.5%
Non white	15.8%
Limiting disability	8.3%
No limiting disability	20.1%
NS-SEC 1, 1.1, 1.2, 2 (A)	22.6%
NS-SEC 3 (B)	15.8%
NS-SEC 4 (C1)	21.2%
NS-SEC 5,6,7,8 (C2DE)	13.9%



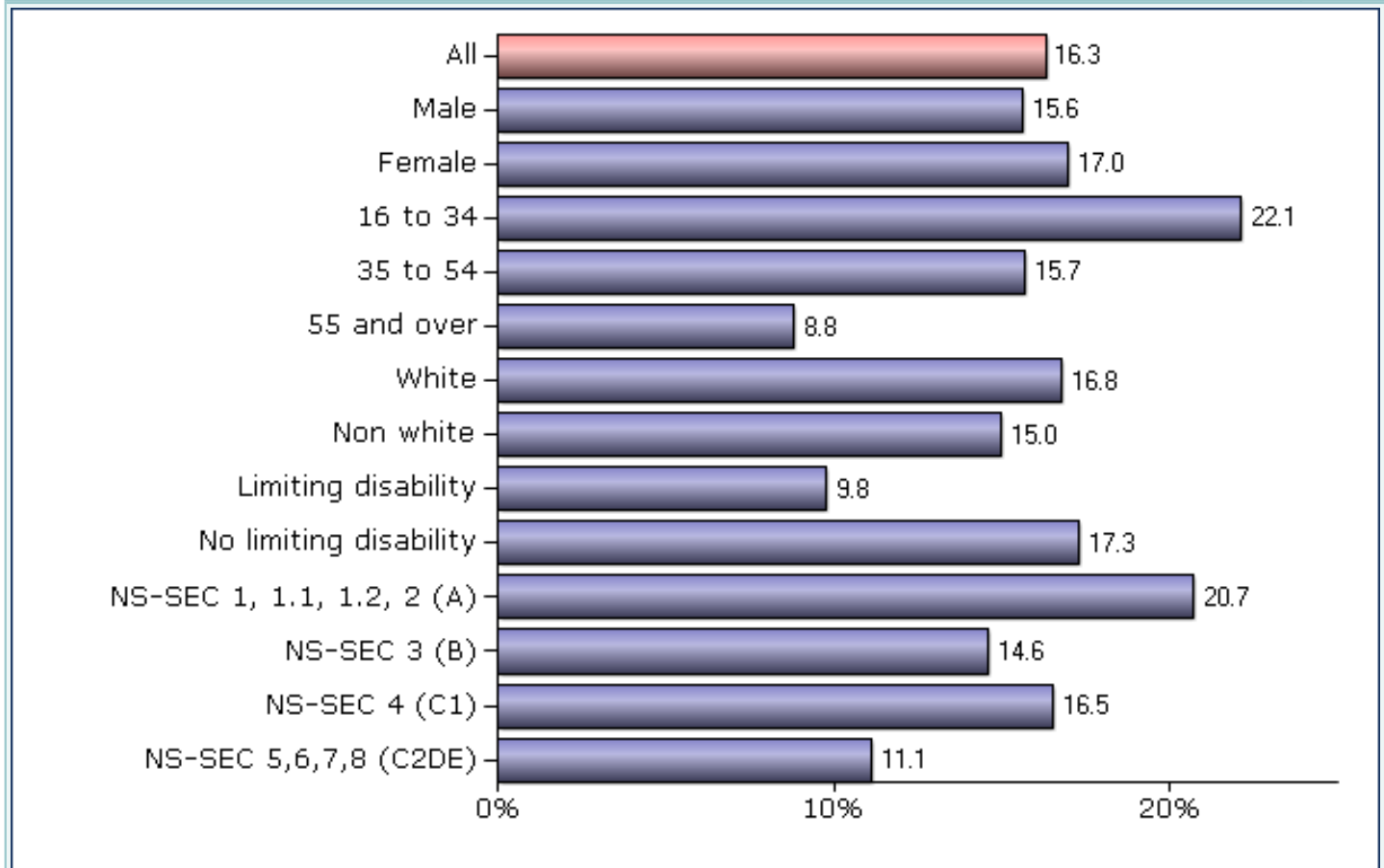
KPI 2 - At least 1 hour a week volunteering to support sport (all adults)	
All	3.7%
Male	4.5%
Female	3.0%
16 to 34	4.4%
35 to 54	4.0%
55 and over	2.3%
White	3.9%
Non white	3.4%
Limiting disability	2.4%
No limiting disability	3.9%
NS-SEC 1, 1.1, 1.2, 2 (A)	4.8%
NS-SEC 3 (B)	2.1%
NS-SEC 4 (C1)	2.3%
NS-SEC 5,6,7,8 (C2DE)	3.3%



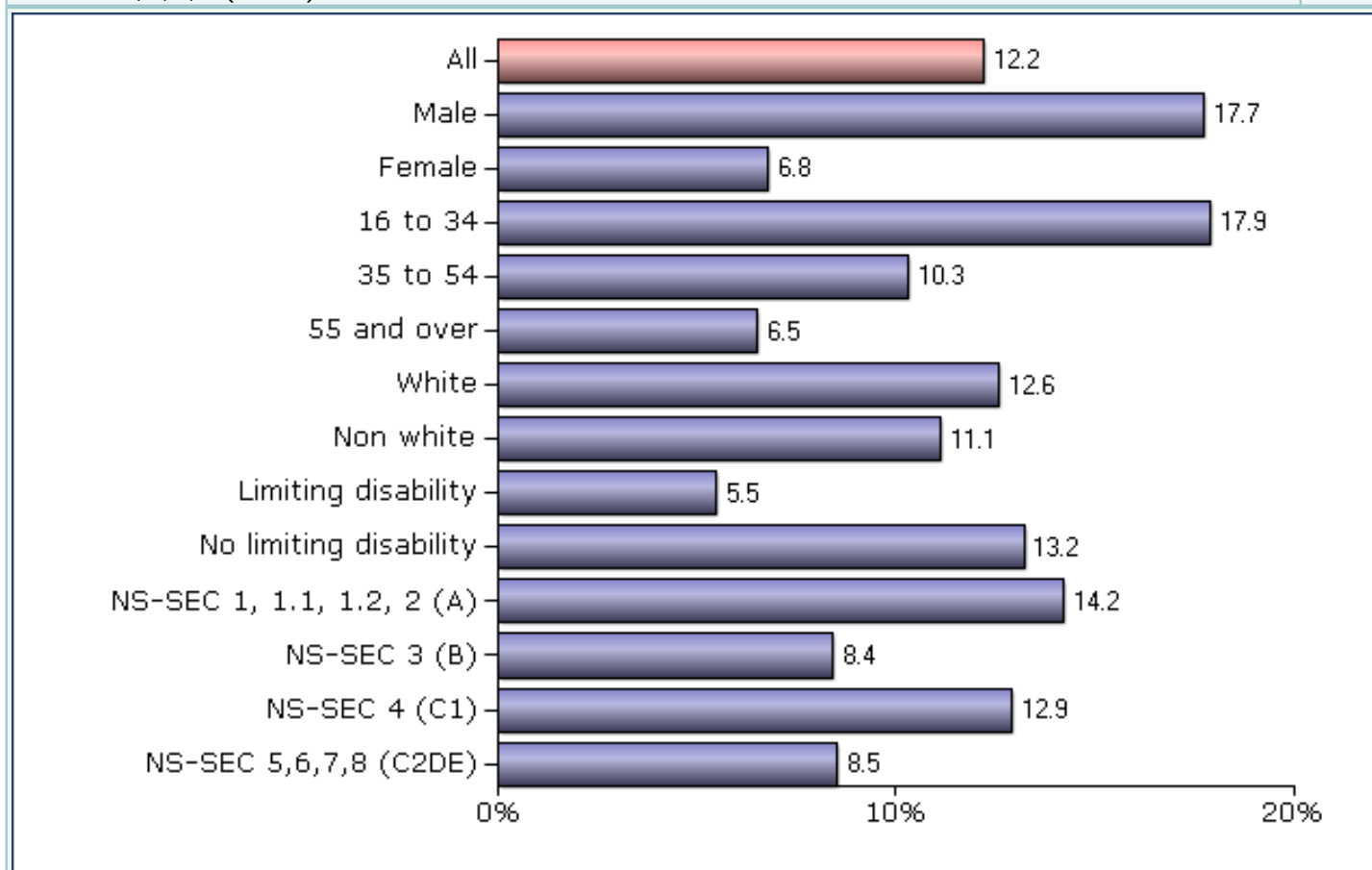
KPI 3 - Club member (all adults)	
All	23.0%
Male	25.8%
Female	20.2%
16 to 34	27.1%
35 to 54	21.1%
55 and over	19.5%
White	24.6%
Non white	18.7%
Limiting disability	14.4%
No limiting disability	24.3%
NS-SEC 1, 1.1, 1.2, 2 (A)	29.8%
NS-SEC 3 (B)	23.3%
NS-SEC 4 (C1)	25.2%
NS-SEC 5,6,7,8 (C2DE)	15.8%



KPI 4 - Received tuition from an instructor or coach in last 12 months (all adults)	
All	16.3%
Male	15.6%
Female	17.0%
16 to 34	22.1%
35 to 54	15.7%
55 and over	8.8%
White	16.8%
Non white	15.0%
Limiting disability	9.8%
No limiting disability	17.3%
NS-SEC 1, 1.1, 1.2, 2 (A)	20.7%
NS-SEC 3 (B)	14.6%
NS-SEC 4 (C1)	16.5%
NS-SEC 5,6,7,8 (C2DE)	11.1%



KPI 5 - Taken part in organised competitive sport in last 12 months (all adults)	
All	12.2%
Male	17.7%
Female	6.8%
16 to 34	17.9%
35 to 54	10.3%
55 and over	6.5%
White	12.6%
Non white	11.1%
Limiting disability	5.5%
No limiting disability	13.2%
NS-SEC 1, 1.1, 1.2, 2 (A)	14.2%
NS-SEC 3 (B)	8.4%
NS-SEC 4 (C1)	12.9%
NS-SEC 5,6,7,8 (C2DE)	8.5%



KPI 6 - Satisfaction with local sports provision (all adults)	
All	66.4%
Male	65.9%
Female	66.9%
16 to 34	64.1%
35 to 54	64.5%
55 and over	73.9%
White	65.9%
Non white	67.7%
Limiting disability	60.9%
No limiting disability	67.2%
NS-SEC 1, 1.1, 1.2, 2 (A)	62.5%
NS-SEC 3 (B)	66.7%
NS-SEC 4 (C1)	68.8%
NS-SEC 5,6,7,8 (C2DE)	70.3%

