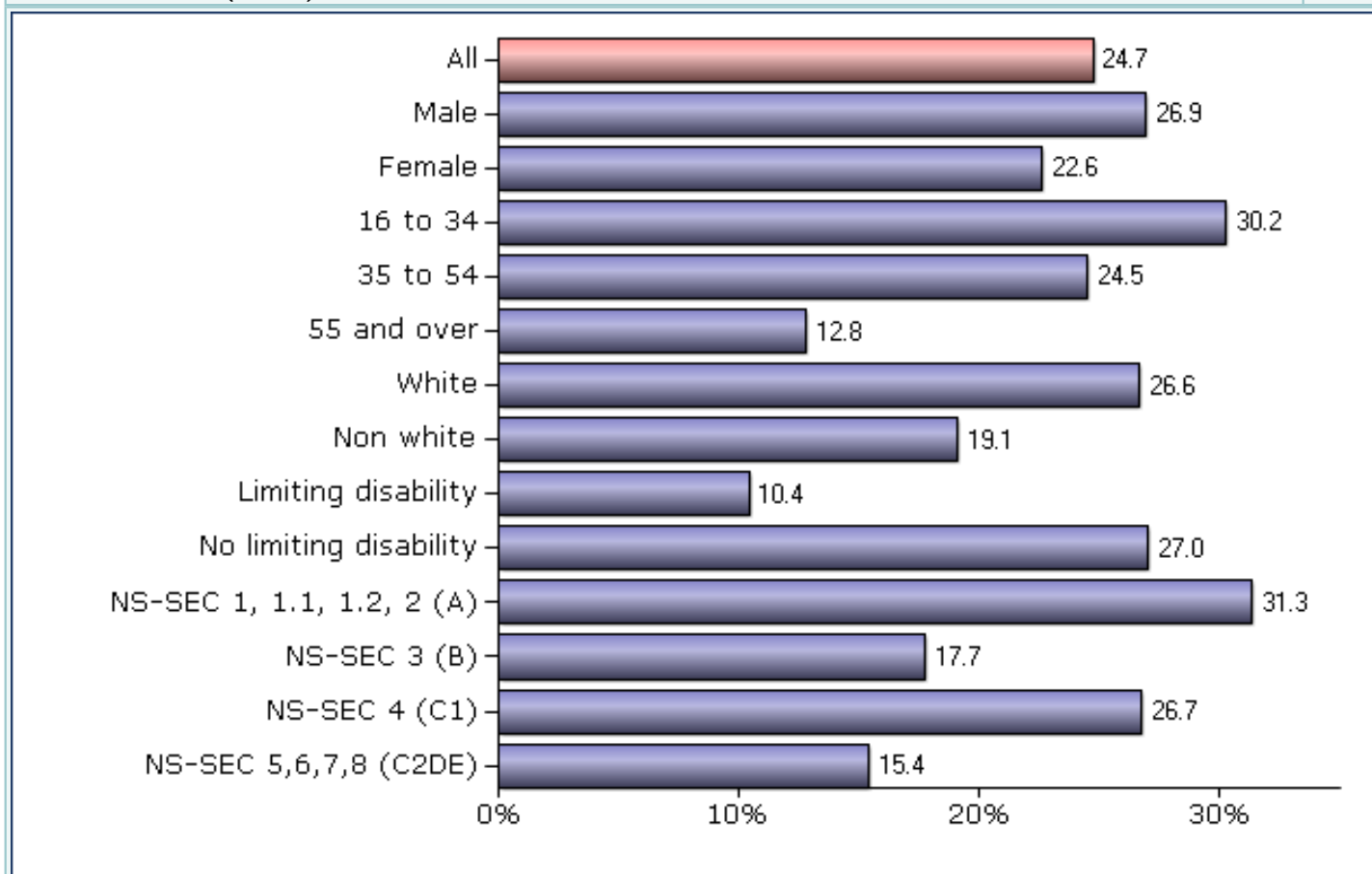


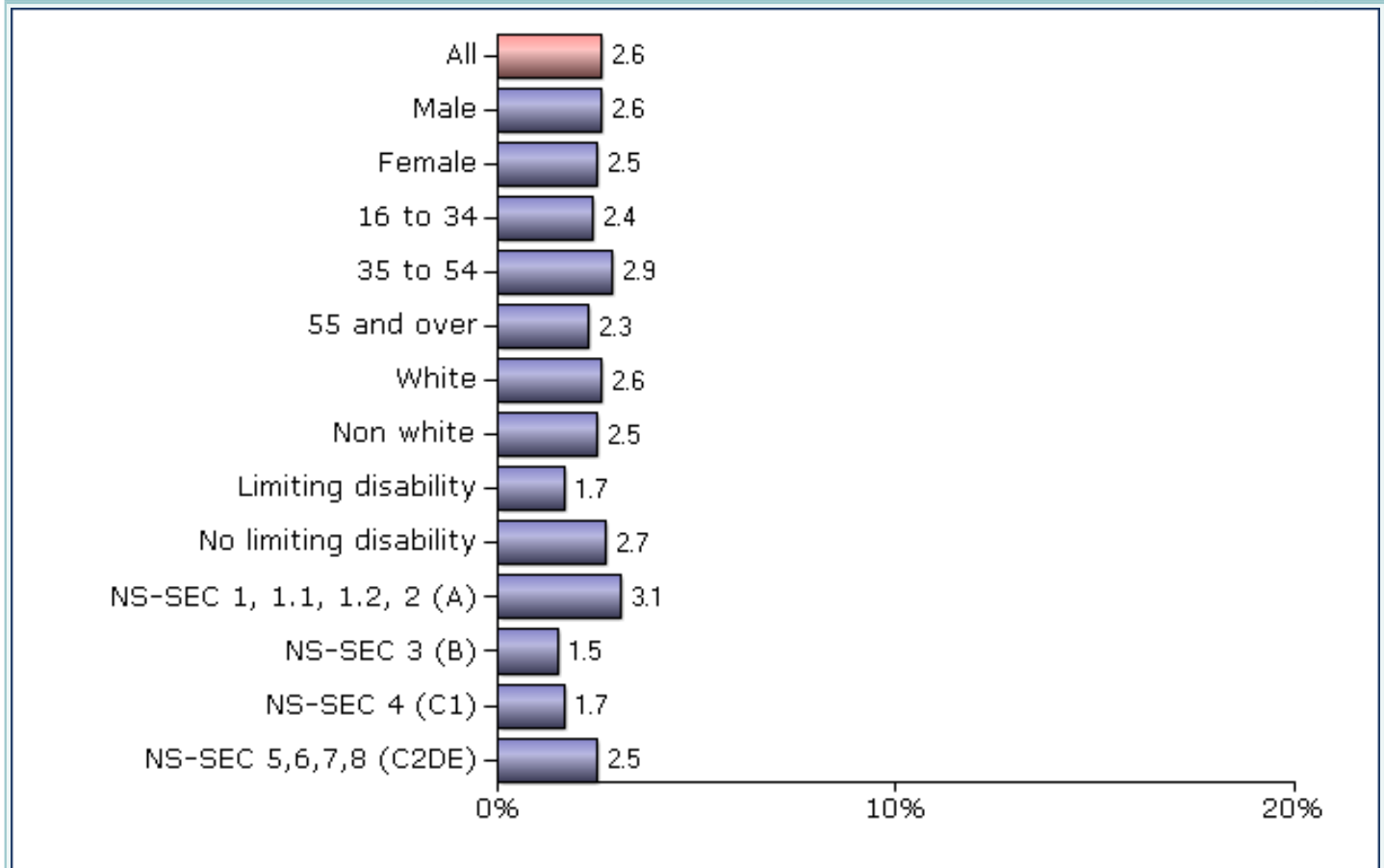
# London Central

London Central (County Sports Partnership)	
KPI 1 - At least 3 days a week x 30 minutes moderate participation (all adults)	24.7%
KPI 2 - At least 1 hour a week volunteering to support sport (all adults)	2.6%
KPI 3 - Club member (all adults)	27.7%
KPI 4 - Received tuition from an instructor or coach in last 12 months (all adults)	22.3%
KPI 5 - Taken part in organised competitive sport in last 12 months (all adults)	12.8%
KPI 6 - Satisfaction with local sports provision (all adults)	65.3%

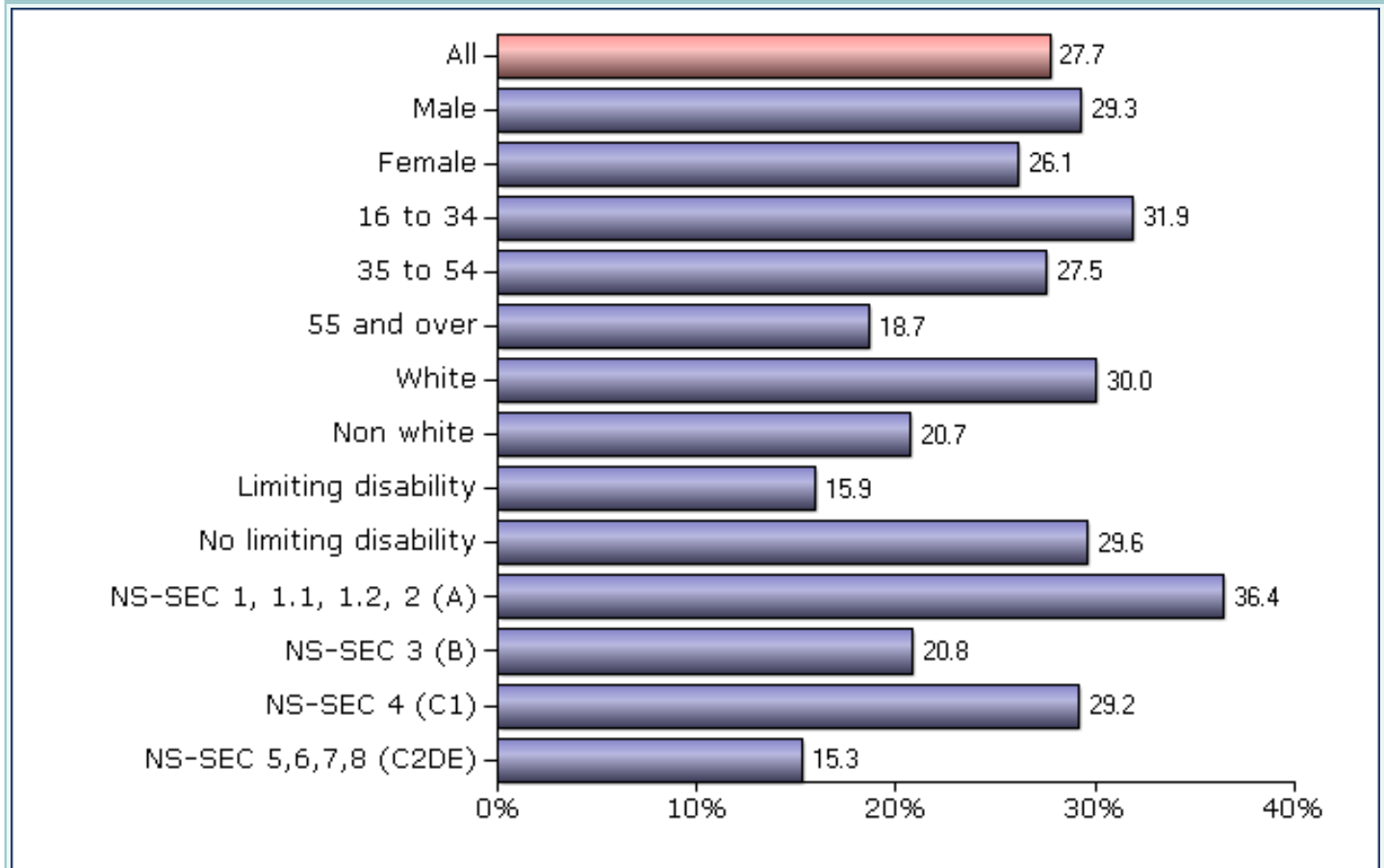
KPI 1 - At least 3 days a week x 30 minutes moderate participation (all adults)	
All	24.7%
Male	26.9%
Female	22.6%
16 to 34	30.2%
35 to 54	24.5%
55 and over	12.8%
White	26.6%
Non white	19.1%
Limiting disability	10.4%
No limiting disability	27.0%
NS-SEC 1, 1.1, 1.2, 2 (A)	31.3%
NS-SEC 3 (B)	17.7%
NS-SEC 4 (C1)	26.7%
NS-SEC 5,6,7,8 (C2DE)	15.4%



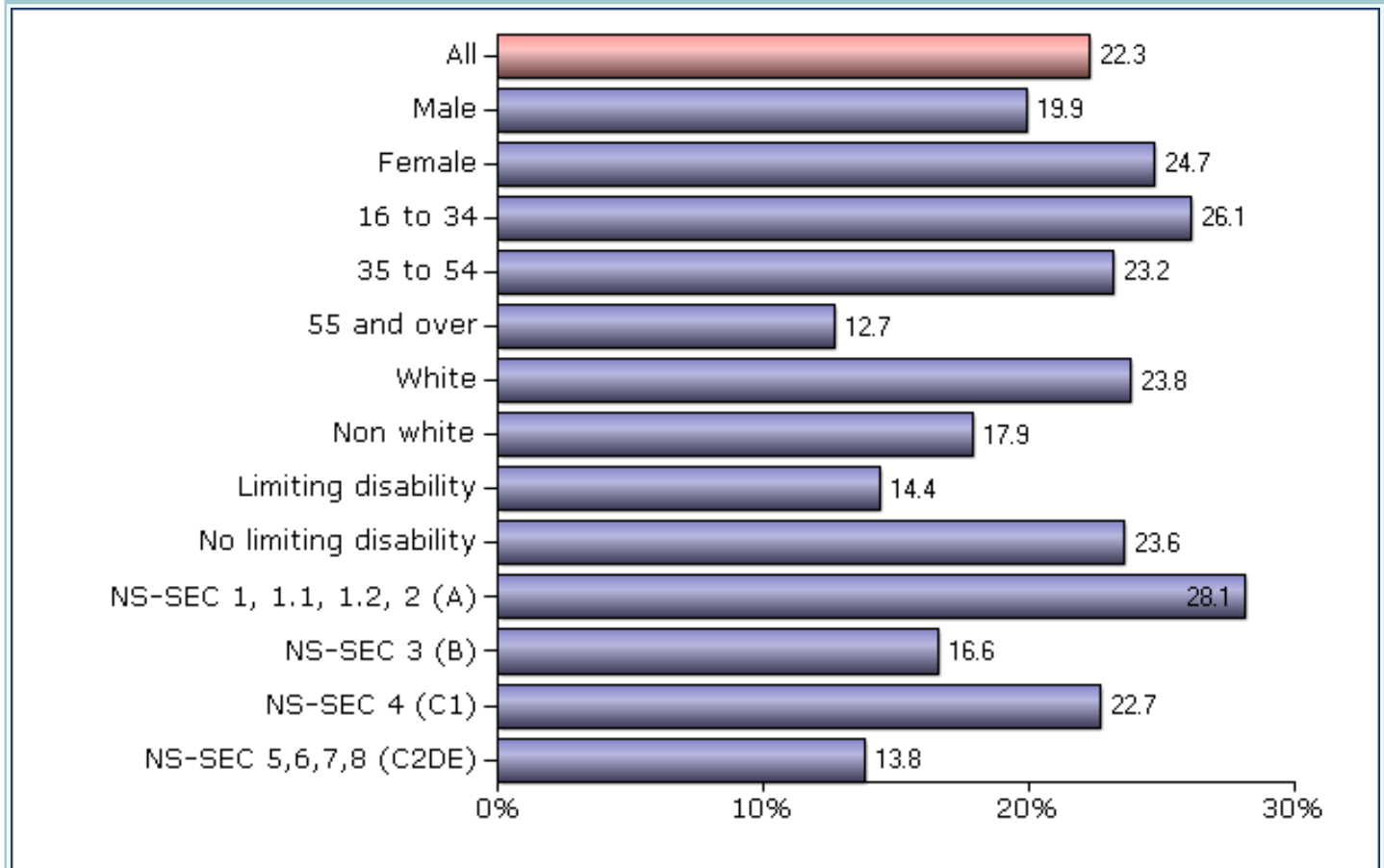
KPI 2 - At least 1 hour a week volunteering to support sport (all adults)	
All	2.6%
Male	2.6%
Female	2.5%
16 to 34	2.4%
35 to 54	2.9%
55 and over	2.3%
White	2.6%
Non white	2.5%
Limiting disability	1.7%
No limiting disability	2.7%
NS-SEC 1, 1.1, 1.2, 2 (A)	3.1%
NS-SEC 3 (B)	1.5%
NS-SEC 4 (C1)	1.7%
NS-SEC 5,6,7,8 (C2DE)	2.5%



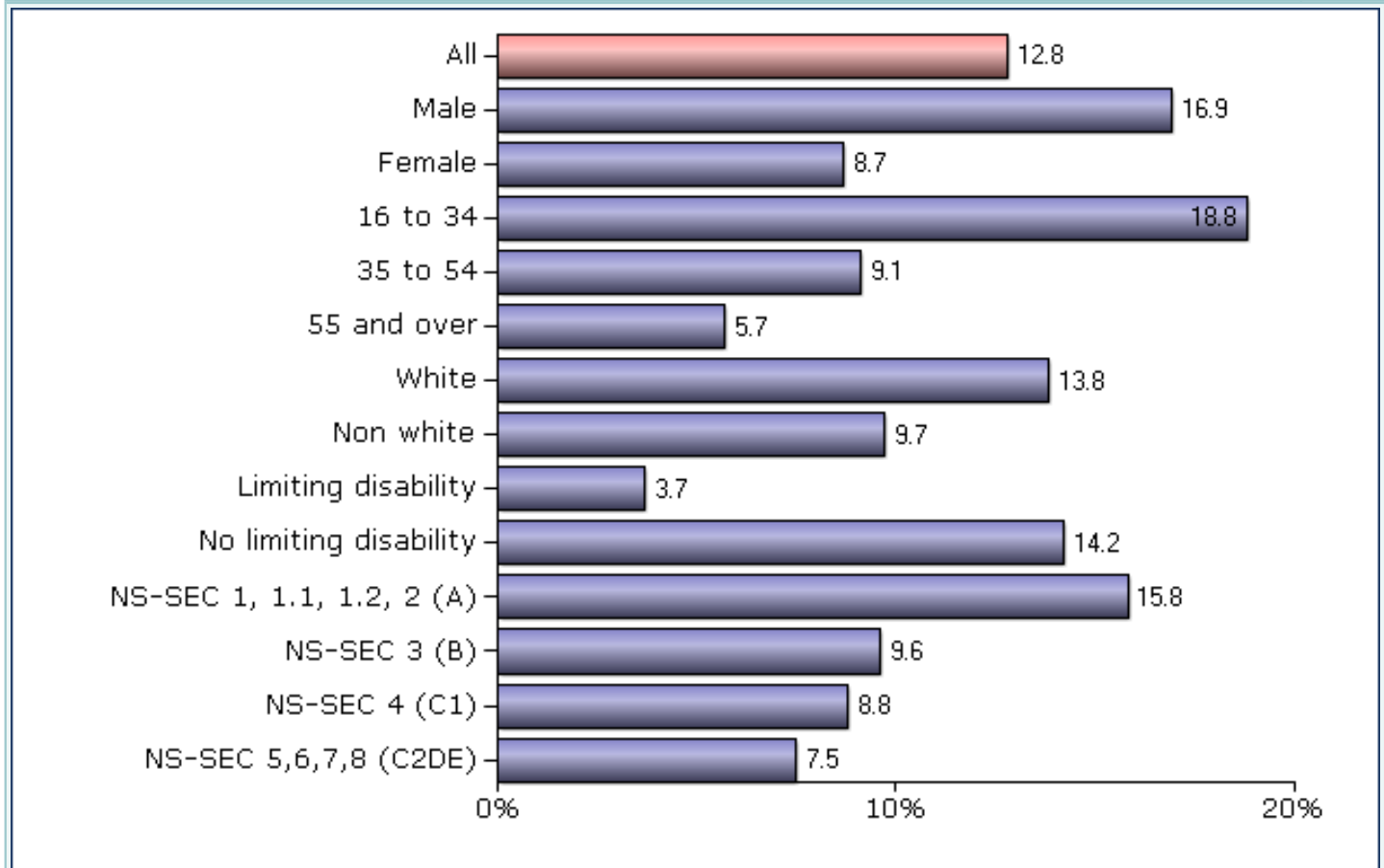
KPI 3 - Club member (all adults)	
All	27.7%
Male	29.3%
Female	26.1%
16 to 34	31.9%
35 to 54	27.5%
55 and over	18.7%
White	30.0%
Non white	20.7%
Limiting disability	15.9%
No limiting disability	29.6%
NS-SEC 1, 1.1, 1.2, 2 (A)	36.4%
NS-SEC 3 (B)	20.8%
NS-SEC 4 (C1)	29.2%
NS-SEC 5,6,7,8 (C2DE)	15.3%



KPI 4 - Received tuition from an instructor or coach in last 12 months (all adults)	
All	22.3%
Male	19.9%
Female	24.7%
16 to 34	26.1%
35 to 54	23.2%
55 and over	12.7%
White	23.8%
Non white	17.9%
Limiting disability	14.4%
No limiting disability	23.6%
NS-SEC 1, 1.1, 1.2, 2 (A)	28.1%
NS-SEC 3 (B)	16.6%
NS-SEC 4 (C1)	22.7%
NS-SEC 5,6,7,8 (C2DE)	13.8%



KPI 5 - Taken part in organised competitive sport in last 12 months (all adults)	
All	12.8%
Male	16.9%
Female	8.7%
16 to 34	18.8%
35 to 54	9.1%
55 and over	5.7%
White	13.8%
Non white	9.7%
Limiting disability	3.7%
No limiting disability	14.2%
NS-SEC 1, 1.1, 1.2, 2 (A)	15.8%
NS-SEC 3 (B)	9.6%
NS-SEC 4 (C1)	8.8%
NS-SEC 5,6,7,8 (C2DE)	7.5%



KPI 6 - Satisfaction with local sports provision (all adults)	
All	65.3%
Male	64.2%
Female	66.3%
16 to 34	65.1%
35 to 54	63.7%
55 and over	69.0%
White	65.2%
Non white	65.4%
Limiting disability	65.1%
No limiting disability	65.3%
NS-SEC 1, 1.1, 1.2, 2 (A)	63.8%
NS-SEC 3 (B)	66.6%
NS-SEC 4 (C1)	62.7%
NS-SEC 5,6,7,8 (C2DE)	68.6%

