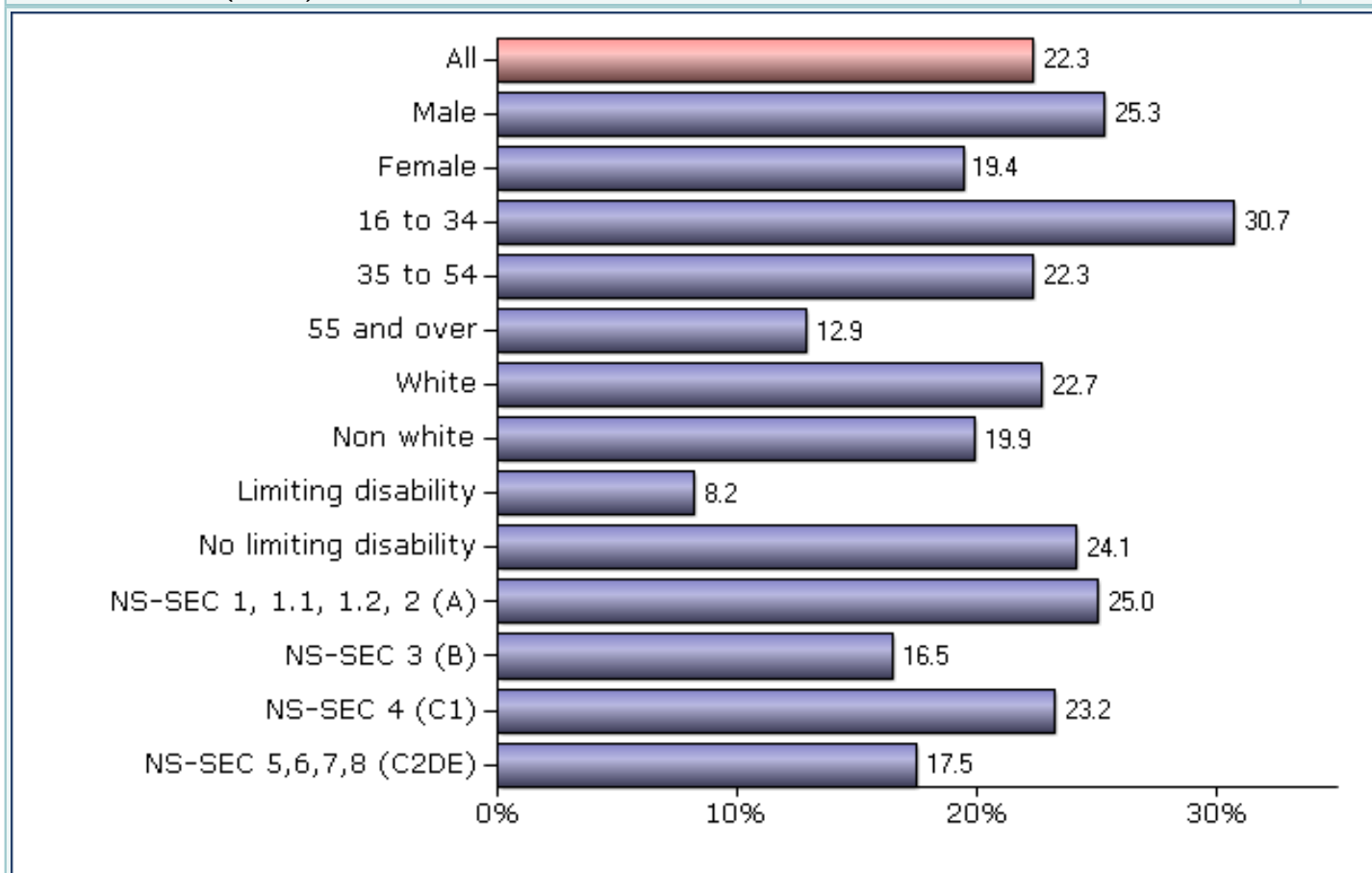


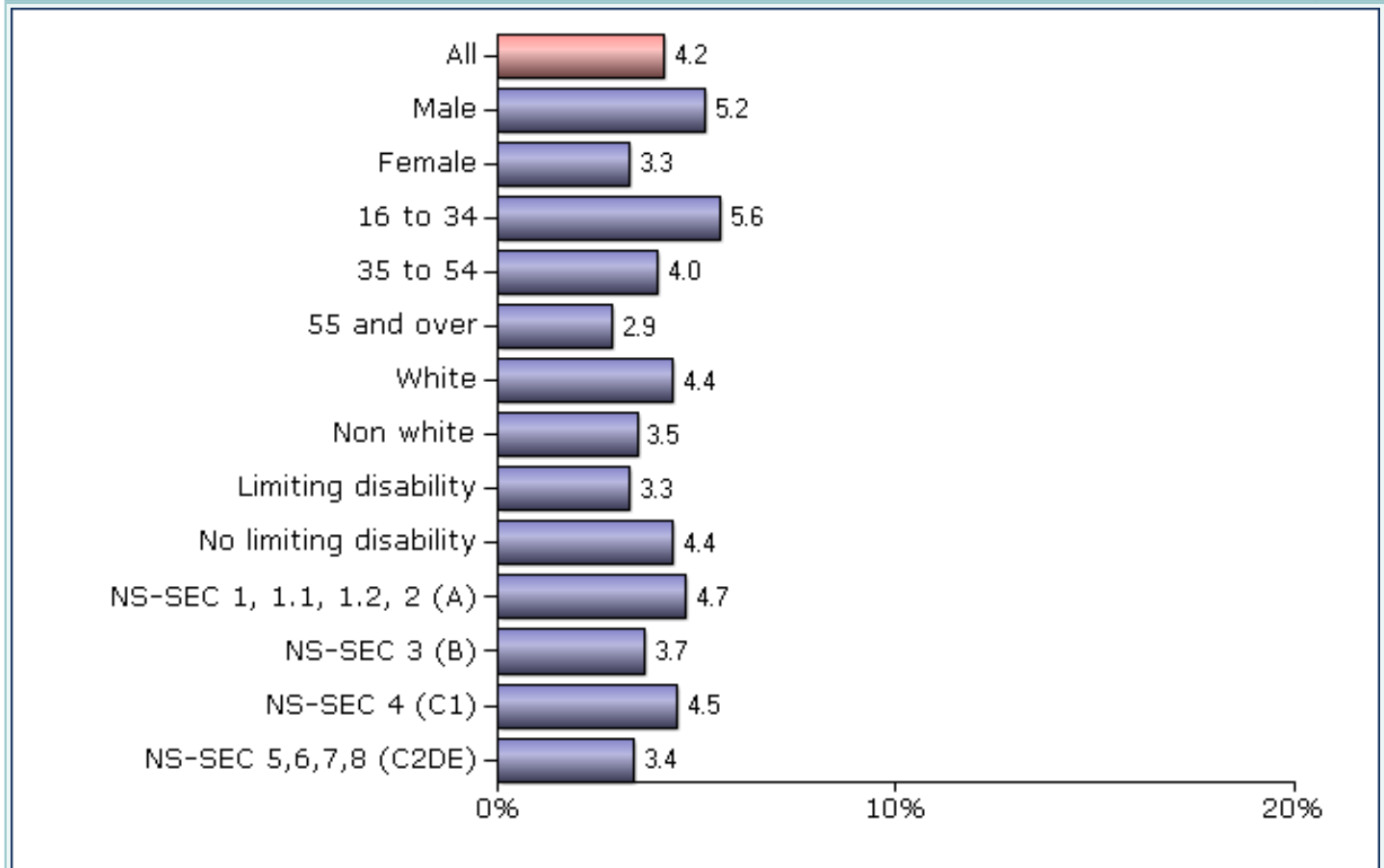
# London South

London South (County Sports Partnership)	
KPI 1 - At least 3 days a week x 30 minutes moderate participation (all adults)	22.3%
KPI 2 - At least 1 hour a week volunteering to support sport (all adults)	4.2%
KPI 3 - Club member (all adults)	30.4%
KPI 4 - Received tuition from an instructor or coach in last 12 months (all adults)	21.0%
KPI 5 - Taken part in organised competitive sport in last 12 months (all adults)	16.0%
KPI 6 - Satisfaction with local sports provision (all adults)	70.3%

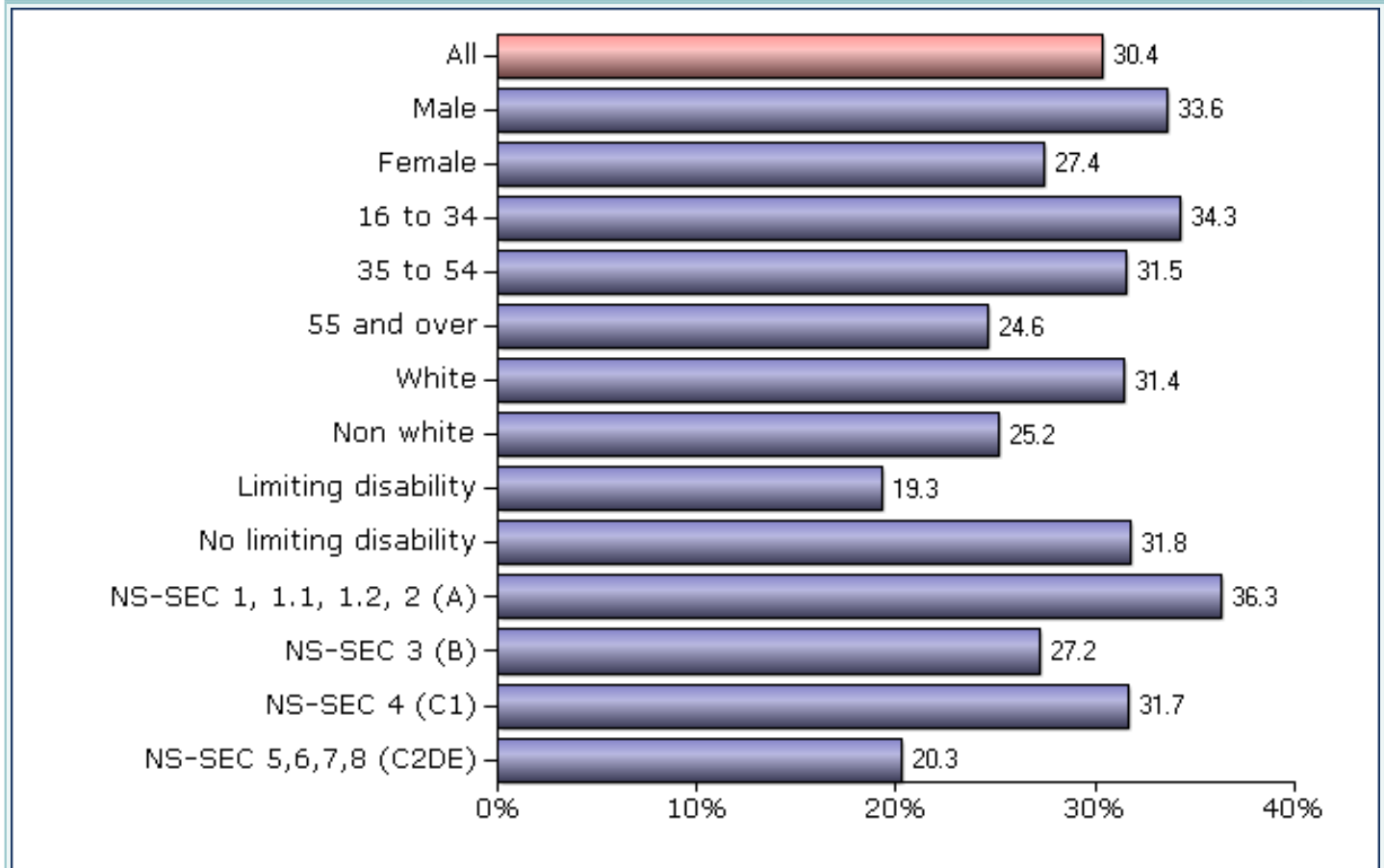
KPI 1 - At least 3 days a week x 30 minutes moderate participation (all adults)	
All	22.3%
Male	25.3%
Female	19.4%
16 to 34	30.7%
35 to 54	22.3%
55 and over	12.9%
White	22.7%
Non white	19.9%
Limiting disability	8.2%
No limiting disability	24.1%
NS-SEC 1, 1.1, 1.2, 2 (A)	25.0%
NS-SEC 3 (B)	16.5%
NS-SEC 4 (C1)	23.2%
NS-SEC 5,6,7,8 (C2DE)	17.5%



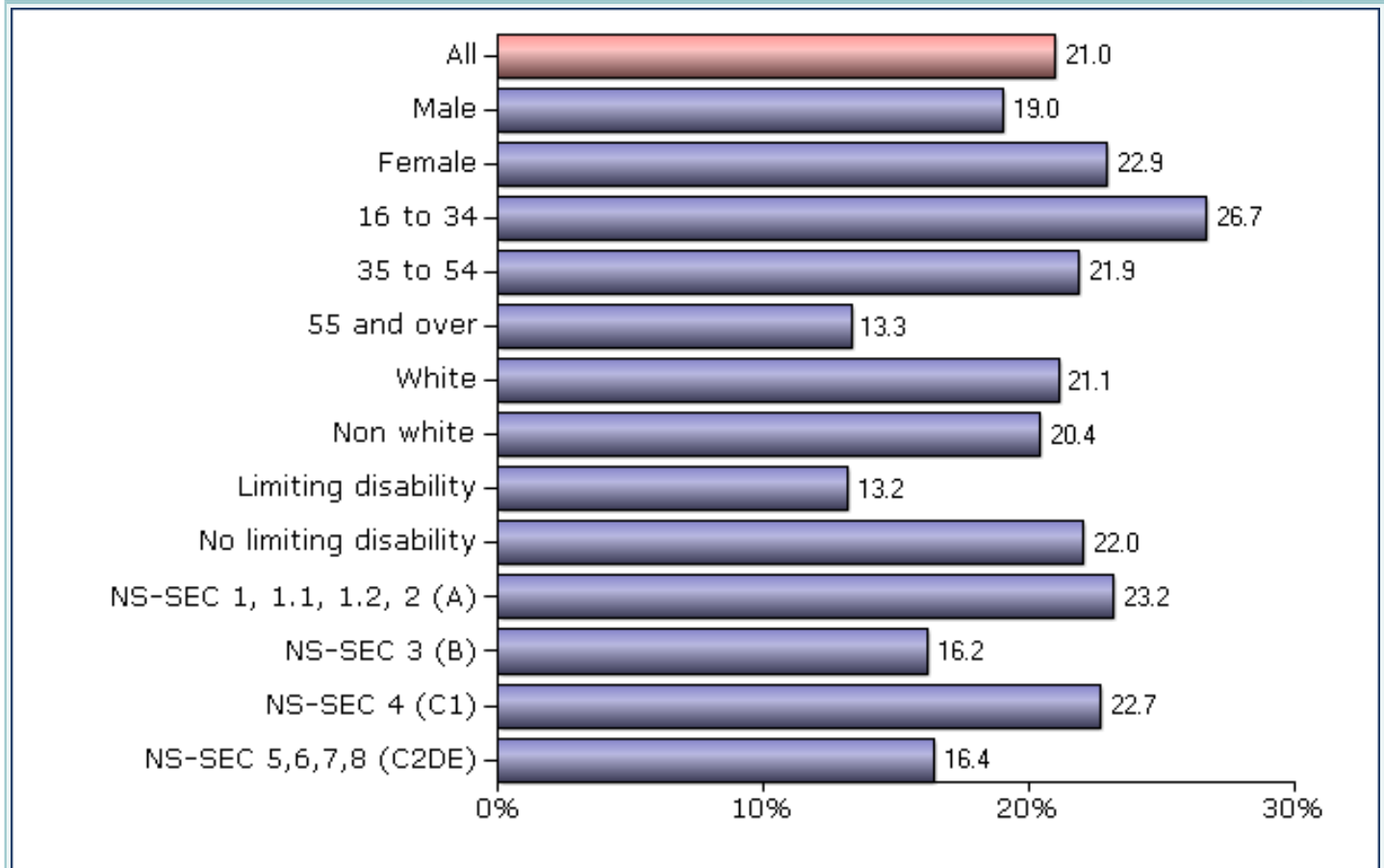
KPI 2 - At least 1 hour a week volunteering to support sport (all adults)	
All	4.2%
Male	5.2%
Female	3.3%
16 to 34	5.6%
35 to 54	4.0%
55 and over	2.9%
White	4.4%
Non white	3.5%
Limiting disability	3.3%
No limiting disability	4.4%
NS-SEC 1, 1.1, 1.2, 2 (A)	4.7%
NS-SEC 3 (B)	3.7%
NS-SEC 4 (C1)	4.5%
NS-SEC 5,6,7,8 (C2DE)	3.4%



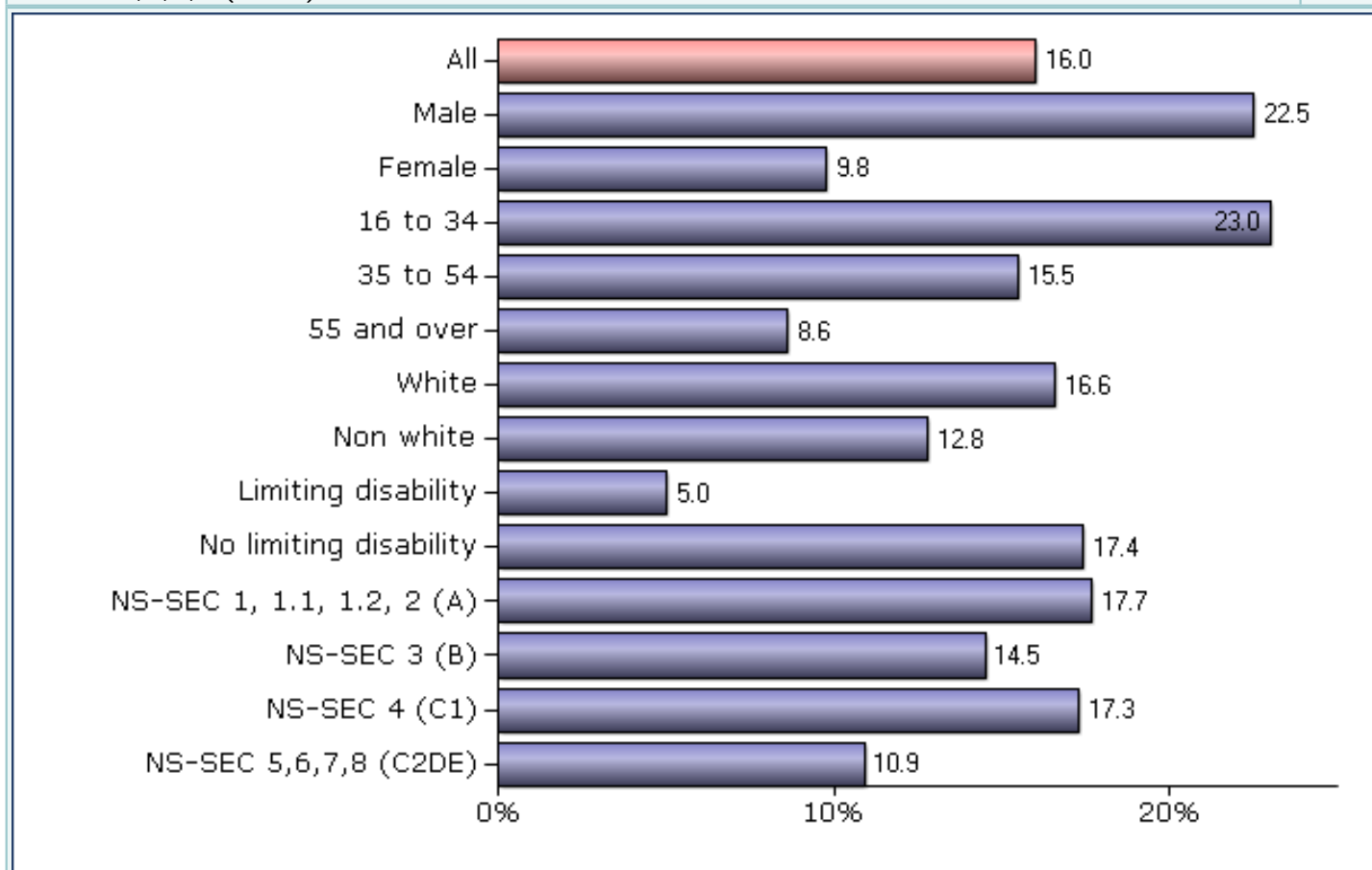
KPI 3 - Club member (all adults)	
All	30.4%
Male	33.6%
Female	27.4%
16 to 34	34.3%
35 to 54	31.5%
55 and over	24.6%
White	31.4%
Non white	25.2%
Limiting disability	19.3%
No limiting disability	31.8%
NS-SEC 1, 1.1, 1.2, 2 (A)	36.3%
NS-SEC 3 (B)	27.2%
NS-SEC 4 (C1)	31.7%
NS-SEC 5,6,7,8 (C2DE)	20.3%



KPI 4 - Received tuition from an instructor or coach in last 12 months (all adults)	↗
All	21.0%
Male	19.0%
Female	22.9%
16 to 34	26.7%
35 to 54	21.9%
55 and over	13.3%
White	21.1%
Non white	20.4%
Limiting disability	13.2%
No limiting disability	22.0%
NS-SEC 1, 1.1, 1.2, 2 (A)	23.2%
NS-SEC 3 (B)	16.2%
NS-SEC 4 (C1)	22.7%
NS-SEC 5,6,7,8 (C2DE)	16.4%



KPI 5 - Taken part in organised competitive sport in last 12 months (all adults)	
All	16.0%
Male	22.5%
Female	9.8%
16 to 34	23.0%
35 to 54	15.5%
55 and over	8.6%
White	16.6%
Non white	12.8%
Limiting disability	5.0%
No limiting disability	17.4%
NS-SEC 1, 1.1, 1.2, 2 (A)	17.7%
NS-SEC 3 (B)	14.5%
NS-SEC 4 (C1)	17.3%
NS-SEC 5,6,7,8 (C2DE)	10.9%



KPI 6 - Satisfaction with local sports provision (all adults)	
All	70.3%
Male	70.0%
Female	70.7%
16 to 34	67.1%
35 to 54	69.1%
55 and over	77.0%
White	70.7%
Non white	68.0%
Limiting disability	71.1%
No limiting disability	70.2%
NS-SEC 1, 1.1, 1.2, 2 (A)	69.6%
NS-SEC 3 (B)	70.6%
NS-SEC 4 (C1)	73.6%
NS-SEC 5,6,7,8 (C2DE)	70.4%

